



**KALAMIA CANE GROWERS  
ORGANISATION LTD**

# Weekly Web Round Up

*Friday, 16<sup>th</sup> July 2021*

Kalagro Fuel Price

**DIESEL - \$1.33057 including GST**

**UNLEADED - \$1.40515 including GST**


**Fuel Delivered – Monday - Friday**

# Contents List

1. **Wilmar Weekly Equity Summary - Crush Week 5**
2. **Wilmar Weekly Variety Summary - Crush Week 5**
3. **Wilmar Production Report – Crush Week 5**
4. **QSL Information Brief – 12<sup>th</sup> July 2021**
5. **ACFA E-Newsletter – 9<sup>th</sup> July 2021**
6. **QFF – 10 Things to Know – 12<sup>th</sup> July 2021**
7. **SRA Media Release**
8. **Wilmar Sugar Outlook Weekly Report**









# 1. Wilmar Weekly Equity Summary – Crush Week 5

## - Posted – 12/07/21

### KALAMIA MILL

#### Harvest Equity Bin Allotments Summary

Harvest Group	Orig Est	Adjusted Est	Tonnes Week	Tonnes STD	Tonnes Remains	% Delivered	%Diff	%ActOrig	%ActLa test	Bin Allot Orig	Bin Allot Current	WeekBinWt	RollBinWt	Tonnes Allotment Current
Kalamia	1,638,339	1,630,056	72,278	333,892	1,296,163	20.57								
206-DOWSON HARVESTI	129,819	130,328	5,383	25948.26	104,379	19.91	-0.66	104.71	104.71	172	169	6.65	6.35	1,076
250-ZSUSPENSE	4,529	4,529	0	0	4,529	0.00	-20.57	0.00	0.00	37	49	5.74	5.74	283
301- MUGUIRA	30,925	31,485	1,685	6524.36	24,960	20.72	0.15	107.08	107.08	82	81	6.58	6.45	520
310-G TUFFIN	41,267	42,049	1,519	8799.16	33,250	20.93	0.36	115.34	115.34	82	80	6.55	6.48	520
313-M SARTORI	69,115	69,133	2,917	13286.86	55,846	19.72	-0.85	104.40	104.40	109	114	6.17	6.06	689
320-J NIELSON	73,009	72,096	2,503	13370	58,726	18.54	-2.03	96.92	96.92	97	100	5.97	6.05	605
321-J SOUTHERN	76,839	77,285	3,883	16391.2	60,894	21.21	0.64	103.35	91.90	122	121	6.22	6.21	752
323-KIEHNE GUY FARM	72,008	72,174	3,009	15304.42	56,870	21.60	1.03	103.99	103.99	114	106	6.69	6.64	702
330-S BAPTY	58,712	57,390	2,397	11598.44	45,792	20.21	-0.36	89.77	89.77	93	88	6.51	6.42	565
333-FIAMINGO HARVES	98,244	96,169	4,230	20250.13	75,919	21.06	0.49	94.14	94.14	155	134	7.21	7.02	937
341-M OLSEN	67,744	67,563	2,973	13601.78	53,961	20.13	-0.44	102.96	102.96	107	98	6.73	6.78	666
342-BONANNO BROS	58,815	58,304	2,842	11829.1	46,475	20.29	-0.28	96.63	96.63	93	86	6.75	6.66	574
353-KILRIE ROAD CON	80,285	79,765	3,895	17369.48	62,396	21.78	1.21	97.44	97.44	127	121	6.30	6.39	770
361-J KELLY	146,718	147,391	6,388	30632.88	116,758	20.78	0.21	102.65	102.65	194	178	6.70	6.75	1,204
373-M SCUDERI	98,557	97,504	4,443	21098.76	76,405	21.64	1.07	96.58	96.58	156	141	6.71	6.68	943
380-C MINUZZO	90,077	88,156	4,146	17580.74	70,575	20.78	0.21	91.80	91.80	142	130	6.86	6.70	871
383-PIRRONE 1	37,027	36,982	1,860	8514.84	28,467	23.02	2.45	100.82	100.82	146	135	6.74	6.57	890
391-C QUAGLIATA	101,712	100,252	4,190	20133.76	80,118	20.08	-0.49	94.69	94.69	161	144	6.96	6.89	989
399-SUSPENSEZ	0	0	0	0	0	0.00	-20.57	0.00	0.00	0	0	5.00	5.00	0
303-LAIDLAW	87,034	86,142	3,193	17161.8	68,980	19.92	-0.65	98.94	98.94	138	136	6.46	6.27	852
332-ELSMAC HARVESTI	84,317	84,617	4,387	17719.24	66,898	20.94	0.37	101.72	101.72	133	124	6.60	6.65	826
395-M AHERN	65,865	65,785	3,608	14117.32	51,668	21.46	0.89	99.90	99.90	131	128	6.28	6.29	807
364-SHERLOCK	23,680	24,055	1,384	4505.56	19,550	18.73	-1.84	109.10	109.10	93	98	6.23	6.23	611
343-MEDHURST HARVES	42,043	40,903	1,442	8154.32	32,748	19.94	-0.63	96.03	96.03	84	77	6.44	6.63	512

### INKERMAN MILL

#### Harvest Equity Bin Allotments Summary

Harvest Group	Orig Est	Adjusted Est	Tonnes Week	Tonnes STD	Tonnes Remains	% Delivered	%Diff	%ActOrig	%ActLa test	Bin Allot Orig	Bin Allot Current	WeekBinWt	RollBinWt	Tonnes Allotment Current
Inkerman	1,719,108	1,769,636	74,987	286,993	1,482,643	16.26								
402-CANNAVAN	78,271	78,817	3,817	14323.76	64,493	18.17	1.91	98.07	97.89	124	114	6.54	6.49	741
403-MILBURN 2	13,422	13,450	839	1832.89	11,617	13.63	-2.63	102.71	102.71	52	54	6.35	6.15	332
407-CJ-ACT	0	0	0	0	0	0.00	-16.26	0.00	0.00	0	0	6.14	6.14	0
409-CONTZONIS	85,729	84,743	2,558	15321.03	69,422	18.08	1.82	94.44	94.44	135	127	6.61	6.29	798
410-BONANNO	62,980	62,732	2,962	14039.62	48,692	22.38	6.12	105.40	105.40	99	87	6.47	6.47	560
412-MARANO G	61,272	64,491	2,308	8329.02	56,162	12.92	-3.34	107.14	107.14	97	111	6.11	5.79	646
413-AHC	59,613	57,738	2,514	7792.01	49,946	13.50	-2.76	101.35	98.95	94	84	6.91	6.84	574
414-LOIZOU	58,538	58,517	2,185	9322.35	49,195	15.93	-0.33	105.05	105.05	116	111	6.28	6.43	713
415-MILBURN 1	32,806	32,406	1,389	6168.15	26,238	19.03	2.77	95.82	95.82	87	82	6.61	6.14	505
419-ACHURRA	23,733	23,562	604	1478.3	22,083	9.14	-7.12	112.21	112.21	63	69	6.79	6.12	425
420-BOCCO HARVESTIN	58,263	60,451	1,825	7367.15	53,084	12.19	-4.07	97.45	97.45	92	96	6.21	6.33	610
421-DOWNRIVER HARVE	82,445	80,744	3,314	14307.1	66,437	17.72	1.46	95.53	95.53	130	116	6.74	6.56	764
424-CASSIDY CREEK H	98,654	97,276	3,577	18465.32	78,811	18.98	2.72	95.47	92.74	156	135	6.80	6.69	906
426-BETTERIDGE	73,680	73,767	4,110	13630.01	60,137	18.48	2.22	99.25	99.25	116	101	7.37	6.84	691
427-MANN	76,301	85,148	3,405	14075.96	71,072	16.53	0.27	117.10	95.42	120	128	6.62	6.37	817
428-DALE	79,565	78,462	3,527	11486.37	66,975	14.64	-1.62	99.85	97.91	126	113	7.36	6.82	770
429-SIRO HARVESTING	56,829	56,859	3,136	6962.34	49,896	12.24	-4.02	98.00	98.00	112	116	6.40	6.26	723
430-M & K HARVESTIN	58,553	57,521	2,271	6741.17	50,780	11.72	-4.54	92.92	92.92	92	96	6.64	6.09	584
431-S BETTERIDGE2	16,328	15,966	617	2682.6	13,284	16.80	0.54	93.08	94.33	128	117	6.42	6.68	781
432-FOWLER	44,374	44,164	2,488	7848.15	36,316	17.77	1.51	101.09	101.09	88	84	6.35	6.27	526
433-SGROI	64,232	64,103	2,431	10946.61	53,156	17.08	0.82	98.83	98.83	127	122	6.40	6.31	770
434-WRHC 1	31,135	31,488	1,620	4873.22	26,615	15.48	-0.78	107.82	107.82	122	123	6.38	6.18	760
435-ROSSATO	38,141	38,925	1,643	5762.75	33,162	14.80	-1.46	93.06	93.06	75	77	6.08	6.25	481
436-POPULIN 2	35,600	35,480	1,617	7274.27	28,206	20.50	4.24	99.95	99.95	94	87	6.01	6.26	542
437-GA & RL HARVEST	78,630	85,147	2,806	13164.87	71,982	15.46	-0.80	105.83	103.19	124	122	6.79	6.76	827
438-WRHC 2	27,845	27,977	1,435	5110.89	22,866	18.27	2.01	101.99	100.02	109	102	6.58	6.41	653
439-POPULIN 1	20,895	20,611	806	2968.72	17,643	14.40	-1.86	100.61	100.61	82	78	6.72	6.50	504
441-MACELROY	117,781	115,991	5,451	15196.04	100,795	13.10	-3.16	96.92	96.92	155	139	7.19	6.96	969
442-BERRYMAN	37,385	37,060	1,936	5807.16	31,253	15.67	-0.59	96.62	99.77	99	93	6.43	6.43	601
443-BERRYMAN 2	33,446	33,405	1,498	4811.03	28,593	14.40	-1.86	100.16	100.16	131	128	6.81	6.36	817
446-TA POLI	72,992	73,216	2,228	15152.73	58,063	20.70	4.44	104.80	104.80	115	96	6.59	6.93	667
450-EXTRAS	0	0	0	0	0	0.00	-16.26	0.00	0.00	0	0	6.00	6.00	0
444-CHAPMAN	39,672	79,417	4,070	13751.2	65,666	17.32	1.06	167.91	110.62	63	135	5.54	5.61	755

INVICTA MILL

Harvest Equity Bin Allotments Summary

Harvest Group	Orig Est	Adjusted Est	Tonnes Week	Tonnes STD	Tonnes Remains	% Delivered	%Diff	%ActOrig	%ActLa test	Bin Allot Orig	Bin Allot Current	WeekBinW t	RollBinWt	Tonnes Allotment Current
Invicta	3,093,964	3,092,134	147,117	679,629	2,412,505	21.99								
101-PILLA	100,331	98,918	5,289	21797.8	77,120	22.04	0.05	96.77	96.77	119	121	6.34	5.97	721
103-PIEROTTI	65,222	61,970	3,561	12324.4	49,645	19.89	-2.10	94.60	99.63	109	104	6.74	6.20	645
107-STOCKHAM HUSTON	213,066	210,250	10,506	45245.21	165,004	21.52	-0.47	100.03	100.03	253	234	6.91	6.58	1,542
112-JENSEN HARVESTI	127,352	127,711	6,576	28081.22	99,629	21.99	0.00	101.29	101.29	151	143	6.82	6.53	931
113-GREENACRES	141,925	141,239	6,271	29423.26	111,816	20.83	-1.16	101.94	101.94	169	179	5.87	5.84	1,045
114-SISL	101,636	103,196	3,903	22067.16	81,129	21.38	-0.61	111.51	107.43	170	156	6.68	6.74	1,054
116-JERONA	102,888	102,748	6,347	23439.96	79,308	22.81	0.82	100.81	100.81	172	157	6.70	6.54	1,030
117-ROCKS	90,783	91,319	4,813	20111.44	71,208	22.02	0.03	102.74	97.90	152	153	6.23	6.05	925
120-UPPER HAUGHTON	104,109	104,035	4,401	21159.87	82,875	20.34	-1.65	103.49	105.62	124	130	5.92	5.94	775
121-BOHLE	115,398	114,059	5,222	24885.48	89,173	21.82	-0.17	98.99	98.38	137	124	6.69	6.71	833
125-OAKY HARVESTING	230,558	231,645	10,355	51904.16	179,741	22.41	0.42	102.52	102.52	386	377	6.00	6.19	2,334
129-STOCKHAM ROAD H	153,531	157,446	7,015	34839.82	122,607	22.19	0.20	106.67	103.56	182	186	5.91	6.16	1,146
130-MIO G	323,142	320,316	15,541	70461.98	249,854	22.00	0.01	100.23	100.23	384	415	5.58	5.63	2,335
140-HAUGHTON SUGAR	121,442	119,938	5,902	28125.66	91,812	23.45	1.46	100.88	100.88	203	195	6.27	6.13	1,192
142-MONA PARK HARVE	75,820	74,177	3,674	16239	57,938	21.89	-0.10	97.37	97.37	127	122	6.23	6.17	752
145-KELLY HARVESTIN	108,965	109,908	5,221	24386.22	85,522	22.19	0.20	104.91	104.91	151	144	6.55	6.44	930
148-DALSANTO	101,647	101,841	4,902	21537.64	80,303	21.31	-0.68	104.08	104.08	170	176	5.91	5.92	1,043
150-RAPISARDA	215,430	224,970	9,753	51677.56	173,292	22.97	0.98	104.41	98.02	360	336	6.42	6.69	2,251
152-MULGRAVE HARVES	118,010	121,469	5,353	26109.54	95,360	21.49	-0.50	102.68	99.69	164	169	5.86	6.12	1,037
153-HESP	86,716	81,678	3,963	18728.38	62,950	22.93	0.94	91.51	96.30	145	129	6.51	6.32	818
157-MITCHELL ROAD H	112,160	113,364	5,078	25032.32	88,332	22.08	0.09	99.64	99.64	188	174	6.52	6.58	1,147
171-JULMAR HARVESTI	74,406	73,540	3,711	15975.91	57,564	21.72	-0.27	104.72	104.72	124	121	6.38	6.19	748
172-WYBURG 2B	96,807	94,472	4,456	21362.26	73,109	22.61	0.62	100.25	100.25	115	104	6.75	6.57	683
173-CERVONI	97,446	98,123	4,602	21197.9	76,925	21.60	-0.39	109.51	109.51	163	149	6.71	6.70	999
199-SUSPENSE	0	0	0	0	0	0.00	-21.99	0.00	0.00	0	0	5.30	5.30	0
102-SCARABEL	15,174	13,803	703	3515.03	10,288	25.47	3.48	87.81	95.44	64	54	6.06	6.17	332
999-ZZFORREMOVAL	0	0	0	0	0	0.00	-21.99	0.00	0.00	0	0	6.00	6.00	0

PIONEER MILL

Harvest Equity Bin Allotments Summary

Harvest Group	Orig Est	Adjusted Est	Tonnes Week	Tonnes STD	Tonnes Remains	% Delivered	%Diff	%ActOrig	%ActLa test	Bin Allot Orig	Bin Allot Current	WeekBinW t	RollBinWt	Tonnes Allotment Current
Pioneer	1,607,436	1,601,370	79,017	353,705	1,247,665	22.11								
212-THE ROCKS FARM1	215,930	228,458	11,570	52018.25	176,440	22.77	0.66	120.89	105.07	450	478	4.97	4.99	2,384
214-MIO	85,430	84,845	3,727	19484.87	65,360	22.97	0.86	103.35	103.13	178	178	5.18	4.95	883
215-P RONCATO HARVE	81,354	79,265	3,824	17786.66	61,478	22.49	0.38	92.92	95.88	169	171	4.72	4.87	831
216-QUAGLIATA	64,553	67,537	2,754	16098.82	51,438	23.84	1.73	108.15	99.94	134	140	4.86	4.96	695
217-SISL2	83,189	82,105	4,043	18728.52	63,376	22.81	0.70	91.31	92.37	173	154	5.62	5.55	856
225-COLEVALE	77,738	76,788	3,328	17274.88	59,513	22.50	0.39	95.86	95.86	162	155	5.02	5.20	804
226-LANDO (SHEEPSTA	70,270	68,283	2,845	15645.91	52,637	22.92	0.81	89.76	89.76	146	132	5.40	5.39	711
227-MINUTI	76,285	75,372	3,636	16110.31	59,261	21.37	-0.74	95.56	95.56	159	160	4.91	4.99	801
228-CASTELANELLI	80,905	79,769	3,509	17293.47	62,475	21.68	-0.43	96.24	96.24	169	167	4.91	5.05	844
229-MCLAUGHLIN	24,884	25,097	1,472	5275.44	19,821	21.02	-1.09	104.22	104.22	87	86	5.26	5.11	440
231-VIERO	96,041	97,747	4,786	20215.25	77,532	20.68	-1.43	96.32	94.65	167	168	5.23	5.19	871
233-BUGEJA	91,497	90,602	4,575	21555.08	69,047	23.79	1.68	94.38	92.93	191	179	5.19	5.21	933
234-PIRRONE	57,388	57,393	2,528	13121.39	44,271	22.86	0.75	100.27	100.27	149	141	5.64	5.32	750
239-SRA	2,319	2,536	245	874.21	1,661	34.48	12.37	132.87	132.87	12	14	4.09	3.96	55
243-HOEY	102,097	97,298	5,270	17727.63	79,570	18.24	-3.87	92.79	92.79	213	225	4.60	4.78	1,075
245-DEZOLT	100,134	99,172	5,407	19704.79	79,467	19.87	-2.24	99.30	102.51	209	227	5.11	4.73	1,074
246-MILLER	77,398	76,212	3,954	14269.45	61,942	18.72	-3.39	103.58	103.58	161	173	4.80	4.84	837
247-SPENCE	100,016	100,632	5,502	23548.2	77,084	23.40	1.29	92.98	89.03	174	155	5.61	5.57	866
248-CURRO	120,009	112,261	6,044	26971.8	85,290	24.28	2.17	93.99	96.70	250	225	5.16	5.13	1,153
250-ZSUSPENSE	0	0	0	0	0	0.00	-22.11	0.00	0.00	0	0	5.74	5.74	0

## 2. Wilmar Weekly Variety Summary – Crush Week 5

### - Posted – 12/07/21

#### KALAMIA MILL

Mill : KALAMIA			VARIETY				SUMMARY				Prepared: 02:15 PM Sun 11-Jul-2021						
dbp453: DI 09																	
2021 season: Std wk 19 Week 5 ending 10-Jul-21							Report Name: FULL REPORT				Page: 6						
Variety	< - - - - - >	tonnes	< - - - - - >	tonnes	Standover	< - - - - - >	%	Avg	Bin	<-----	CCS	----->	<--- Purity	----	Cane	%	Mud
Code Name	Plant	Ratoon	Total	Plant	Ratoon	Total	Total Supply	Wt	1-Yr	S/O	Total	1-Yr	S/O	Total	EM		Index
=====																	
178 KO228	15787	32966	48753				48753	68.4	6.60	14.10		14.10	87.0		87.1		4.1
200 Q240	7701	5644	13345				13345	18.7	6.59	13.62		13.62	86.6		86.7		2.4
143 Q183	661	5192	5853				5853	8.2	6.61	13.24		13.24	86.7		86.7		3.0
190 Q232		1278	1278				1278	1.7	6.12	12.54		12.54	84.3		84.4		3.0
163 Q208		1264	1264				1264	1.7	6.20	12.52		12.52	85.6		85.7		4.6
211 SRA8		422	422				422	0.5	6.40	14.01		14.01	86.7		86.7		3.0
218 WSR17	350		350				350	0.4	6.26	13.74		13.74	85.8		85.9		2.8
=====																	
TOTAL	24500	46766	71266				71266	100.0	6.58	13.88		13.88	86.8		86.9		3.7

#### INKERMAN MILL

Mill : INKERMAN		VARIETY SUMMARY										Prepared: 04:21 PM Sun 11-Jul-2021					
dbp453: DI 09		2021 season: Std wk 19 Week 5 ending 10-Jul-21										Report Name: FULL REPORT					
												Page: 7					
Variety	< - - - - -	< - - - - -	< - - - - -	< - - - - -	< - - - - -	< - - - - -	< - - - - -	< - - - - -	< - - - - -	< - - - - -	< - - - - -	< - - - - -	< - - - - -	< - - - - -	< - - - - -	< - - - - -	
Code Name	Plant	Ratoon	Total	Plant	Ratoon	Total	Total	Supply	Bin	1-Yr	CCS S/O	Total	1-Yr	S/O	Total	Mud Index	
=====	=====	=====	=====	=====	=====	=====	=====	=====	=====	=====	=====	=====	=====	=====	=====	=====	
178 KO228	16652	24528	41181				41181	57.2	6.63	13.40		13.40	86.6		86.7	3.5	
200 Q240	10351	5024	15376				15376	21.3	6.69	13.74		13.74	87.0		87.0	2.9	
143 Q183	5891	2142	8034				8034	11.1	6.66	14.71		14.71	88.5		88.5	3.9	
163 Q208	1967	1829	3796				3796	5.2	6.41	12.73		12.73	85.5		85.5	2.8	
190 Q232	2800	189	2990				2990	4.1	6.36	12.85		12.85	84.8		84.9	2.7	
218 WSR17	298		298				298	0.4	6.48	12.73		12.73	85.2		85.2	1.7	
211 SRA8	36	156	192				192	0.2	6.01	13.04		13.04	84.9		84.9	2.0	
205 Q252		10	10				10	0.0	5.29								
TOTAL	37998	33881	71879				71879	100.0	6.62	13.56		13.56	86.8		86.8	3.4	


#### INVICTA MILL

Mill : INVICTA		VARIETY SUMMARY										Prepared: 02:07 PM Sun 11-Jul-2021						
dbp453: DI 09																		
2021 season:		Std wk 19 Week 5 ending 10-Jul-21										Report Name: LAB						
												Page: 7						
Variety	< - - - - - >	tonnes	< - - - - - >	%	Avg													
Code Name	Plant	Ratoon	Total	Plant	Ratoon	Total	Total	Supply	Bin	Wt	1-Yr	CCS S/O	Total	1-Yr	S/O	Total	Cane %	Mud Index
=====																		
200 Q240	25769	44521	70290				70290	46.8	6.48	14.38			14.38	87.6		87.7		2.8
143 Q183	19552	14438	33990				33990	22.6	6.38	14.49			14.49	88.1		88.1		3.4
190 Q232	6713	14316	21029				21029	14.0	5.55	14.43			14.43	86.8		86.9		3.3
178 QX228	8791	3755	12546				12546	8.3	5.27	14.29			14.29	87.3		87.4		2.6
163 Q208	4708	6904	11612				11612	7.7	5.98	14.02			14.02	85.9		85.9		2.6
211 SRA8		368	368				368	0.2	6.25	12.63			12.63	84.8		84.9		2.2
218 WSR17	230		230				230	0.1	5.50	15.02			15.02	87.1		87.1		3.1
=====																		
TOTAL	65764	84304	150069				150069	100.0	6.25	14.37			14.37	87.5		87.5		2.9

#### PIONEER MILL

Mill: PIONEER		VARIETY SUMMARY										Prepared: 12:57 PM Sun 11-Jul-2021						
dbp453: DI 09		2021 season: Std wk 19 Week 5 ending 10-Jul-21										Report Name: FULL REPORT						
												Page: 6						
Variety	< - - - - - t o n n e s - - - - -	< - - - - - Standover - - - - -			> ALL		%	Avg	< - - - - -		CCS		< - - - - - Purity		Cane		%	Mud
Code Name	Plant	Ratoon	Total	Plant	Ratoon	Total	Total	Supply	Bin	1-Yr	S/O	Total	1-Yr	S/O	Total	EM		Index
200 Q240	26245	15874	42119				42119	52.9	5.15	14.17		14.17	87.7		87.7			2.2
178 KO228	8929	9644	18574				18574	23.3	5.18	13.82		13.82	87.1		87.1			2.7
143 Q183	6745	3921	10667				10667	13.4	5.00	14.42		14.42	87.8		87.8			2.5
190 Q232	338	3842	4181				4181	5.2	4.50	14.28		14.28	86.4		86.4			2.8
163 Q208	2480		2480				2480	3.1	4.86	13.43		13.43	85.2		85.2			1.8
204 Q253	981		981				981	1.2	4.93	12.92		12.92	86.1		86.1			2.2
216 Experime		245	245				245	0.3	4.09	13.44		13.44	86.0		86.0			1.3
218 WSR17	174		174				174	0.2	4.60	12.74		12.74	86.1		86.1			2.0
211 SRA8		61	61				61	0.0	5.10	12.34		12.34	83.0		83.0			14.0
TOTAL	45894	33589	79484				79484	100.0	5.08	14.08		14.08	87.4		87.4			2.3

### 3. Wilmar Production Report – Crush Week 5 – Posted – 12/7/21

Weekly production figures					
Burdekin region mills					
Week 5, ending 10 July 2021					
Cane crushed		This week		Season to date	
Invicta		150,070		685,796	
Pioneer		79,484		354,552	
Kalamia		71,267		332,864	
Inkerman		71,880		279,512	
Burdekin		372,701		1,652,724	
CCS					
Invicta		14.39		13.66	
Pioneer		14.09		13.68	
Kalamia		13.88		13.31	
Inkerman		13.55		13.11	
Burdekin		14.07		13.50	
Weekly variety performance for region					
Variety	%	CCS	Variety	%	CCS
Q240	38	14.18	Q232	7	14.20
KQ228	33	13.83	Q208	5	13.61
Q183	14	14.43			
Comments:					
<p>Throughput for the Burdekin mills in week five was good with just over 370,000 tonnes of cane put through the rollers. This brings the season total to just over 1.65M tonnes.</p> <p>This was a pleasing result given two factories lost time to unplanned stops. Kalamia Mill had unscheduled stops early in the week to replace a pan door, and replace a broken roller in the bagasse system. Inkerman Mill had an extended stop to repair some leaking boiler tubes. All factories crushed very well for the remainder of the week.</p> <p>Average weekly CCS was 14.06. This was again well above budget thanks to the dry cool conditions.</p> <p>The highest CCS sample was 16.9 from a rake of Q240 plant cane in the Invicta Mill area.</p>					
<p><b>John Tait</b> Cane Supply Manager Burdekin Region</p>					
					



## 4. QSL Information Brief – 12th July 2021 – Posted – 12/7/21



Please find below a short news & information brief from QSL that you may wish to use in your communications to your members.

- **Final 2020-Season Advance payment:** The final QSL Advance payment for the 2020 Season will be made in the week commencing 19 July. This payment will be made as a separate transaction in addition to any 2021-Season Advance payments growers may receive that same week. The final 2020-Season payment represents a 2% increase on the June 2021 payment. The current 2021-Season Advance rate is 65%. [Click here to see the full 2021-Season Indicative Advances Program.](#)
- **First 2021-Season sugar shipped:** QSL has dispatched its first shipment of sugar from the current harvest. The cargo of 42,000 tonnes of raw sugar from the Burdekin was shipped on the Pacific Integrity out of Townsville for a refinery customer in South Korea. QSL General Manager Marketing Mark Hampson said South Korea was one of Australia's largest raw sugar markets, and had been one of QSL's key customers for nearly 50 years. "While we've had other shipments this year, those previous cargos delivered sugar produced last season," he said. "Queensland's sugar is in high demand, so this first 2021-Season shipment marks the start of very a busy shipping program which will stretch through until mid-next year, with exports already planned for refining customers in South Korea, Indonesia, Japan and the USA."

- **Additional tonnage now available:** As of 1 July 2021, QSL growers can access additional GEI tonnage to price in the 2023 and 2024 Seasons, with committed pricing levels now as follows:

2021 Season	2022 Season	2023 Season	2024 Season
70%	70%	70% (20% increase)	50% (10% increase)

To access QSL pricing, you must first have a GEI Sugar Marketing nomination in place for the season in question. See your local QSL team for details or help with the nomination process.

- **New GST arrangements – Wilmar districts:** QSL's new simplified GST arrangements for our growers in Wilmar milling districts are now in place. The change is part of a wider program of payment improvements, including more concise, user-friendly statements, and payment information and notifications available via the QSL App.

Under the new GST arrangements, QSL will now apply GST to QSL transactions and issue an RCTI/Tax Invoice for payments for our growers in Wilmar milling districts. This enables these growers to now enter their QSL sugar income, expenses and GST information into their bookwork just like any other RCTI, and distribute their GST more evenly through the year. Your local QSL team is available to answer any questions you may have regarding these improvements. You can also find more details by [clicking here](#).

- **New QSL App features released:** QSL Direct Pricing Managers can now add and remove Authorised Viewers on their account and change the account's Pricing Manager through the QSL App. To access these new features, update your QSL App today. You'll then find the new Change Requests section under the MORE... tab for each ABN.
- **QSL video market update:** Keen to know what's happening with the sugar market? Watch the latest video update from Matt Page, QSL Senior Manager Treasury and Risk, by [clicking here](#).



If members have any questions in regards to the above, please don't hesitate to get in contact with:

- Russell Campbell - Grower Relationship Manager – 0408 248 385
- Kristen Paterson - Grower Relationship Officer– 0438 470 235
- Rebecca Love – Grower Relationship Officer – 0429 054 330 (Mon-Wed)

**Rebecca Love**

Grower Relationship Officer - Burdekin

Mobile 0429 054 330

[rebecca.love@qsl.com.au](mailto:rebecca.love@qsl.com.au)

[www.qsl.com.au](http://www.qsl.com.au)





# ACFA E-Newsletter

9 July 2021



## SUGAR INDUSTRY



### Crushing season has commenced throughout Wilmar milling regions

6 July 2021 | North Queensland Register

Wilmar have announced that the 2021 season is well underway across all four of their milling regions with growers feeling optimistic about buoyant cane prices.

Wilmar Sugar, Australia's largest raw sugar manufacturer, operates a total of eight mills throughout the Burdekin, Sarina, Proserpine and Herbert regions. [More...](#)



[Weekly Update](#)

[Market Update](#)

[Market Snapshot](#)

QSL Pool Prices, Shared Pool Values & Advances:

- [Bundaberg Sugar & Isis](#)
- [Far Northern Milling](#)
- [Mackay Sugar](#)
- [MSF Sugar](#)
- [Tully Sugar](#)



- [Wilmar Sugar](#)

## Wilmar loco driver injured in shunting incident

5 June 2021 | Queensland Country Life

A Wilmar sugar employee has been airlifted to Mackay Base Hospital following a shunting incident that occurred near Camila over the weekend.

The incident involving the Plane Creek locomotive driver occurred around 3.30pm on Saturday afternoon at West Hill siding, near Camila. [More...](#)



## Bundaberg farmers forced to irrigate like it's the 1999's after 22pc allocations announced

5 July 2021 | Queensland Country Life

Irrigators on the Bundaberg water supply scheme are coming to terms with their recently announced allocations (AA) for the 2021-22 water year.

With recent rainfall recorded across the Wide Bay region over the weekend, some growers were rewarded with widespread falls and inflows into their on-farm dams. [More...](#)

## There is nothing special about asking Councillors to do their jobs properly

30 June 2021 | Bundaberg CANEGROWERS

The Bundaberg Regional Council has released its 2021-2022 Budget which has delivered more pain for Bundaberg farmers and ratepayers in general.

Dubbed by Council as “responsible” the special budget meeting slapped a 1.9% general rate rise on all Bundaberg Ratepayers, which is on top of the up to 235% increases gouged from Category 9 rural ratepayers in last year’s budget. [More...](#)

## Terrain NRM soil health coaching workshop success for Tully producers

7 July 2021 | North Queensland Register

Growers in the Tully region welcomed the opportunity to participate in a soil health coaching workshop to improve their mentorship skills in regenerative farming practices.

The one day workshop held in May, was coordinated by Terrain Natural Resource Management group, and delivered by agro-ecologist and soil health expert, David Hardwick from Soil Land Food. [More...](#)

## Energycane produces more biodiesel than soybean at a lower cost

7 July 2021 | ScienceDaily

Bioenergy from crops is a sustainable alternative to fossil fuels. New crops such as energycane can produce several times more fuel per acre than soybeans. Yet, challenges remain in processing the crops to extract fuel efficiently.

Four new studies from the University of Illinois explore chemical-free pretreatment methods, development of high-throughput phenotyping methods, and commercial-scale techno-economic feasibility of producing fuel from energycane in various scenarios. [More...](#)

# ScienceDaily®

## Student engineers sweetening the deal on clean energy

Chemical engineering students from the University of Queensland (UQ) have helped investigate how sugarcane could be used as a clean energy source to create hydrogen.

Technology, said bagasse, or sugarcane pulp, and other agricultural residues were an abundant resource that could generate 'green' or carbon-negative hydrogen at scale. [More...](#)

## AGRICULTURE

---

### A new chapter for Queensland agriculture

7 July 2021 | QFF

By 2050, the global population is set to grow to 9 billion, 2 billion more than today. To feed, clothe and grow amenity for this increased population, the planet will have to produce more in the next three decades than all farmers in history have harvested over the past 8,000 years. As farmers are called on to increase production while reducing their ecological footprint and input resources such as water and chemicals, research outcomes and technology that can deliver real solutions are becoming increasingly important. [More...](#)

### Record amount of unwanted agvet chemicals registered in Queensland

July | ChemClear

Registrations for the Queensland ChemClear collection have now closed and the numbers are in.

The total amount of unwanted or obsolete agvet chemicals that have been registered by Queensland farmers and businesses has reached over 74,000 litres of product. This is the single largest amount ever recorded for a state collection since the program began. [More...](#)



### Hackers not activists: ag industry doesn't understand cyber threats

6 July 2021 | Farm Weekly

The agriculture sector overestimates the threat of activists hacking their data and underestimates the risk of attacks on their supply chains, a new cyber security report has revealed.

The report commissioned by AgriFutures found although the industry is cashing in on the technological revolution, it needs to improve its management of the risks that come with digital opportunities. [More...](#)



### Bosch and BASF merge to develop and launch Smart Spraying solution

7 July 2021 | Queensland Country Life

German technology and chemical giants Bosch and BASF have joined forces to make spraying technology more accessible for farmers across the globe.

The 50/50 joint venture, registered as Bosch BASF Smart Farming, last week received approval from all relevant merger control authorities. [More...](#)



## Locking up land for carbon farming and retiring to the coast a 'myth'

8 July 2021 | Farm Online

Claims that landholders who carbon farm lock up their land and retire to the coast are completely removed from reality, advocates say.

Nationals Senator Matt Canavan raised the eyebrows of the agriculture industry when he "hates the soil carbon stuff", because it locks up large parts of productive agricultural land and "destroys regional communities". [More...](#)

## Behind the gate with 2021 Young Farmer of the Year, Emma Ayliffe

7 July 2021 | Australian Farmers

NSW agronomist, farmer, business founder and agri-tech innovator, Emma Ayliffe, is the 2021 Young Farmer of the Year and says the main benefit of such an accolade is in the opportunities it brings to be part of a community of people keen to push boundaries.

Emma was named the winner at the Kondinin Group and ABC Rural Australian Farmer of the Year Awards which were recently held at Parliament House in Canberra and officially opened by federal Agriculture Minister David Littleproud.

Emma was nominated by Lynne Strong through her partnership with Young Farming Champions. Although Emma has worked with Strong for six years, she says her nomination came as a complete surprise.

I didn't even know I was in the running," Emma said. [More...](#)



- [Nominations for the 2021 Australian Biosecurity Awards are now open](#) | DAWE

## FY2021-22

---



## Are you ready for the super guarantee rate rise?

8 June 2021 | ATO

If your small business has employees, you'll need to ensure your payroll and accounting systems are updated to incorporate the increase to the super rate.

For salary and wage payments made on or after 1 July 2021, the new superannuation guarantee contribution rate of 10% will apply. [More...](#)

# CRUSH STATISTICS

2021



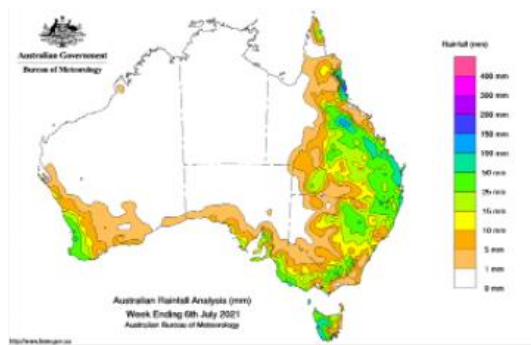
Week	Mill	Crush (t)	%CSS	
Date		STD	Week	STD
7 Jul 2021	Mossman	4,551		
4 Jul 2021	Tableland	134,261	14.16	13.52
4 Jul 2021	Mulgrave	126,465	11.13	11.07
4 Jul 2021	South Johnstone	73,547	10.85	11.11
9 Jul 2021	Tully	326,144	12.08	12.36
3 Jul 2021	Victoria	175,935	11.68	11.82
3 Jul 2021	Macknade	64,673		
3 Jul 2021	Invicta	535,726	13.85	13.45
3 Jul 2021	Pioneer	275,067	13.99	13.56
3 Jul 2021	Kalamia	261,597	13.49	13.16
3 Jul 2021	Inkerman	207,633	13.35	12.96
3 Jul 2021	Proserpine	12,262	12.85	12.85
4 Jul 2021	Mackay	200,685		
3 Jul 2021	Plane Creek	134,261	12.70	12.36
4 Jul 2021	Bundaberg	62,158	12.74	12.69
	Isis			
	Rocky Point			
4 Jul 2021	Harwood	72,209	10.79	11.16
4 Jul 2021	Broadwater	91,235	11.24	11.40
4 Jul 2021	Condong	34,113	10.58	10.91

## WEATHER AND CLIMATE

### Weekly Rainfall Update



for 7 days to 9 am 6 July 2021



[Weekly Rainfall Update](#)

[MetEye](#) - your eye on the environment

The latest [Drought Statement](#)

[BoM Agricultural Services](#)

[MyFireWatch](#)

## Rainfall Statistics

Week Ending 9 July 2021

Town	Jul	YTD
Mossman	44.0	1294.4
Mareeba	3.4	790.2
Cairns	54.2	2229.8
Gordonvale	54.2	2229.8
Innisfail	199.0	3599.4
Tully	199.0	3599.4
Ingham	84.9	2962.7
Ayr	0.0	874.4
Proserpine	5.2	860.2
Mackay	1.4	894.6
Bundaberg	63.0	339.6
Maryborough	37.2	517.6
Beenleigh	36.0	940.2
Murwillumbah	89.2	1241.3
Ballina	88.8	1317.6
Yamba	65.8	1308.8



## Giant riverbank cliffs a legacy of devastating 2019 Queensland flood

5 July 2021 | ABC

More than two years after floods ripped through north Queensland, landholders and environmental groups are still trying to fix erosion problems which have turned riverbanks into 8-metre cliffs.

The 2019 monsoon killed more than 500,000 head of livestock, washing away tonnes of top soil and metres of riverbank. [More...](#)

## Timely rain puts bumper crop within reach

9 July 2021 | Queensland Country Life

Queensland farmers are now in the hunt to pull off one of their best winter crops in years following timely rainfall across many of the cropping zones in recent weeks.

Falls of 15 to 25mm fell around Roma last week, growers at Condamine and Dulacca received up to 70mm and about 30mm was received at Emerald, while on the Downs, falls of 15mm to 45mm were widespread. [More...](#)

## EVENTS

**LANDCARE  
WEBINAR SERIES**

Hear from landcarers across Australia who share what's happening, best practice, knowledge and insights.

[EXPLORE NOW](#)





**SAVE THE DATE**  
**2021  
NATIONAL  
LANDCARE  
CONFERENCE**  
WEDNESDAY 4 TO FRIDAY 6 AUGUST



**10<sup>th</sup> APBE2021**  
**Asia-Pacific Biomass Energy Exhibition**  
Date: Aug.16-18, 2021  
Venue: Guangzhou Pazhou, China Conton Fair Complex



# HERE'S 10 THINGS TO KNOW.

FROM  QUEENSLAND FARMERS' FEDERATION

---

1.

A new [science and technology report](#) by the [CSIRO](#), the [Queensland University of Technology's Centre for Future Enterprise](#) and the [Department of Environment and Science](#) provides the foundation to set a new strategic direction for the state after recent disruption, and the agriculture sector is ready to be part of the solution. QFF's [Queensland Country Life](#) column [HERE](#).

2.

Indigenous Australians are our original farmers, caring for country and using land management that worked with the environment. This year's [NAIDOC Week](#) theme 'Healing Country' reminds the agriculture sector that we still have a lot to learn. Read more [HERE](#).

3.

Join the QFF [Microgrids Project](#) team for a webinar exploring microgrids and how they can be positioned to play a growing role in the future of our energy systems. The webinar will feature guest speaker Scott McGregor, CEO of Birdwood Energy, and will also include project updates and a Q and A session. Register [HERE](#).

4.

The start of July is an important time for sugarcane growers who use electricity to irrigate and [CANEGROWERS](#) is able to help with the important task of selecting the right Ergon tariff for your farm business. Read more from the QFF industry member [HERE](#).

5.

Natural turf has numerous benefits of including cooling our cities, reducing bushfire risks, and promoting biodiversity. [Turf Australia](#) and the turf industry have put together a video sharing the research that proves why natural turf is the best choice. Check it out [HERE](#).

6.

The [Rural Industry Sector Standing Committee](#) has received clarification from [Workplace Health and Safety Queensland](#) regarding fit-testing requirements for tight-fitting respirators and health monitoring requirements for organophosphate pesticides. Read the advice [HERE](#).

7.

The [Queensland Rural and Industry Development Authority \(QRIDA\)](#) has \$120m available to support primary producers enter the ag industry, assist with succession planning and improve operation efficiency and practices with our First Start and Sustainability Loans. For more information, click [HERE](#).

8.

Queensland's waste levy increased on 1 July 2021. The waste levy is now \$85 per tonne for general waste, \$115 per tonne for category 2 regulated waste, and \$165 per tonne for category 1 regulated waste. These updated levy amounts will apply from 1 July 2021 to 30 June 2022. Details [HERE](#).

9.

Queensland agritourism businesses should be aware that the supply of single-use plastic straws, stirrers, plates, bowls, cutlery and expanded polystyrene takeaway food containers and cups will be banned in Queensland from 1 September 2021. More information [HERE](#).

10.

Queensland exporters are encouraged to enter the Premier of Queensland's Export Awards to build business connections, elevate their brand and be recognised for their export achievements in 2021! Click [HERE](#) to meet some of the past winners and apply before 6 August.



## 7. SRA Media Release – Posted – 13/7/21



### **New investments to delivery exciting sugarcane research and development outcomes**

Sugar Research Australia has announced the investment in multiple new research projects that will drive productivity, profitability and sustainability in the Australian sugarcane industry.

These new investments have targeted specific areas and issues that require solutions for growers and millers, with the new investments having been selected following a rigorous assessment process over the last few months.

SRA CEO Roslyn Baker said the new investments were aligned to the five Research Missions within SRA's [new Strategic Plan](#) and involved extensive collaboration with investment and delivery partners.

“A key element of SRA’s new strategy is that SRA will collaborate more strongly than ever before – and we can see that clearly through these new project investments,” she said.

New and recent project investments include:

Project name	Lead delivery agencies	Summary	Investment agencies
E-network for rail-based cane transport systems	Advisian Pty Ltd (lead); The University of NSW; Mobility Thinking Pty Ltd	The development of a monitoring and communication system, operating across the sugar cane rolling stock and rail network, will seek to increase efficiency, improve safety, and reduce costs.	SRA

Environmental DNA Technologies and Predictive Modelling for Rapid Detection and Identification of Sugarcane Priority Pests and Diseases	Enviro DNA Pty Ltd; SRA	This project builds on pest surveillance and in-field testing techniques to improve the ability of those undertaking Northern Australian sugar pest surveillance activities to identify pest incursion threats quickly and accurately.	SRA and DAF Queensland
Transformational crop protection – Innovative RNAi biopesticides for management of sugarcane root feeding pests	University of Queensland; SRA	This project aims to deliver a proof-of-concept demonstration for the BioClay/BenPol platform targeting root feeding pests of sugarcane including cane grubs and soldier flies.	SRA and DAF Queensland
Sugar Industry Diversification Opportunities Investigation Support	Procom Consultants Pty Ltd	This project will investigate the potential application of two sugarcane biorefinery opportunities (hydrogen production from bagasse and compostable bioplastic production from cane juice) and identify any investment barriers to their application.	SRA and DAF Queensland
A Common Approach to Sector-Level GHG Accounting for Australian Agriculture	CSIRO	This project will develop a common approach for greenhouse gas accounting that is shared by agricultural commodity sectors, via a collective action process.	SRA + 9 other RDCS; DAWE, West Australia DPIRD & CRSPI (via Agriculture Innovation Australia)
Environmental Risk Assessment & Life Cycle Assessment of the Raw Sugar Manufacturing	Integrity Ag & Environment Pty Ltd	Life Cycle Analysis (LCA) is a standardised method for quantifying the environmental and potentially human health impacts of the inputs, outputs, and emissions across all	SRA and DAF Queensland

		relevant phases of a product life cycle.  The purpose of this LCA project is to help the industry better understand, benchmark, and improve its environmental contribution to human health, environment, ecosystem quality and resource use, including waste management.	
Beyond Imidacloprid - Chemical and Biorational Alternatives for Managing Canegrubs	SRA	With the only canegrub control compound (imidacloprid) at the risk of being withdrawn from the market, this project will (if successful) generate efficacy and runoff data that is required to support the registration of alternative compounds for the canegrub control.	SRA and DAF Queensland
Engineering bacterial enzyme secretion for cellulose utilisation	Queensland University of Technology	This project aims to develop microbial technology to reduce the cost of extracting fermentable sugars, which could lead to the creation of a bacterium that can directly extract sugars from lignocellulosic biomass and convert them into biochemicals.	SRA
Maximising cane recovery through the development of a harvesting decision-support tool	SRA and DAF Queensland	This project will provide an online platform that helps growers and contractors look at the potential gains associated with improved harvesting practices, and costs, and then examine the costs of harvesting.	SRA and DAF Queensland

Copyright © 2021 Sugar Research Australia  
Our address is 50 Meiers Road, Indooroopilly, QLD 4068, Australia

If you do not wish to receive future email, [click here](#).  
(You can also send your request to **Customer Care** at the street address above.)



## 8. Wilmar Sugar Outlook Weekly Report – Posted – 15/7/21

# Sugar Weekly Report

5 - 9 July 2021



12-Jul-21											
	9-Jul-21	2-Jul-21	9-Jun-21	Weekly Var.	Monthly Var.		9-Jul-21	2-Jul-21	9-Jun-21	Weekly Var.	Monthly Var.
NY #11	17.28	18.15	17.73	↓ -0.87	↓	USD Index	92.10	92.24	90.33	↓ -0.14	↓ 1.91
London #5	426.1	450.3	463.0	↓ -24.2	↓	USDBZL	5.26	5.06	5.06	0.20	0.20
NY#16	36.25	34.44	33.50	↑ 1.81	↑	USDINR	74.49	74.51	72.98	↓ -0.02	↓ 1.51
Front White Premium	45.1	50.2	72.1	↓ -5.0	↓	EURUSD	1.19	1.19	1.22	0.00	↓ -0.03

### Market Situation at a Glance

International Prices			
	9-Jul-21	2-Jul-21	Weekly Var.
Sugar			
NY #11	17.28	18.15 ↓	-0.87 cts/lb
Front Spread	-0.38	-0.22 ↓	-0.16 cts/lb
London #5	426.1	450.3 ↓	-24.20 \$/mt
Front Spread	-27.9	-20.7 ↓	-7.20 \$/mt
White Premium	45.1	50.2 ↓	-5.02 \$/mt
USD Index	92.10	92.24 ↓	-0.14
USDB2L	5.26	5.06 ↑	0.20 R\$/
USDINR	74.49	74.51 ↓	0.02 RUP/\$
RUBUSD	74.41	73.19 ↑	1.22 RUB/\$
EURUSD	1.19	1.19 ↑	0.00 \$/EUR
S&P500	4,370	4,352 ↑	17.21
DJ Industrial Avg	34,422	34,634 ↓	-211.60
Light Crude Oil	74.6	75.2 ↓	-0.56 \$/Barrel
Corn	627.0	697.3 ↓	-70.25 cts/Bushel
Wheat	608.5	645.8 ↓	-37.25 cts/Bushel
Coffee (Arabica)	151.3	152.6 ↓	-1.25 cts/lb

### Domestic Markets

Domestic Markets	9-Jul-21	2-Jul-21	Weekly Var.	Unit
<b>Brazil</b>				
NY Front Month in BZL	90.87	91.79	↓ -0.93	R\$ cts/lb
Domestic:				
Esalq Sugar (R\$)	115.38	115.81	↓ -0.43	R\$/50kg
Esalq Sugar (US\$)	21.94	22.90	↓ -0.96	cts/lb
Anhydrous Ethanol (NY#11 equiv.)	16.69	16.85	↓ -0.16	cts/lb
Anhydrous Ethanol (NY#11 equiv.)	18.11	18.35	↓ -0.23	cts/lb

Ethanol/Gasoline in S. Paolo	9-Jul-21	2-Jul-21	Weekly Var.	Unit
Ethanol	4,095	4,095	0.00	R\$/l
Gasoline	5,388	5,388	0.00	R\$/l
Ethanol/Gasoline Parity	76.0%	76.0%	0%	
Anhydrous from US Parity	-179.78	-221.41	41.63	USD/M3

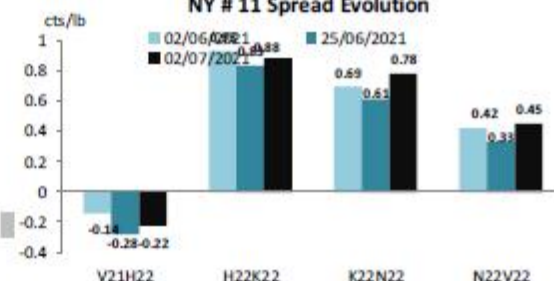
India	9-Jul-21	2-Jul-21	Weekly Var.	Unit
S-Grade (Kolhapur)*	30,650	30,675	-25	RUP/mt
M-Grade (Kolkatta)*	34,262	33,620	642	RUP/mt

\* price does not include GST of 5%

## Sugar Market



### NY # 11 Spread Evolution



China	9-Jul-21	02-Jul	Weekly Var.	Unit
ZCE Front Month	5,460	5,596	↓ -136	RMB/mt
ZCE Front Spread	40	42	↓ -2	RMB/mt
Northern Spot Cash	5,675	5,725	↓ -50	RMB/mt
Southern Spot Cash	5,565	5,610	↓ -45	RMB/mt

USA	9-Jul-21	2-Jul-21			
No #16	36.25	34.44	📈	1.81	cts/lb
#16/11 Spread	18.97	16.29	📈	2.68	cts/lb

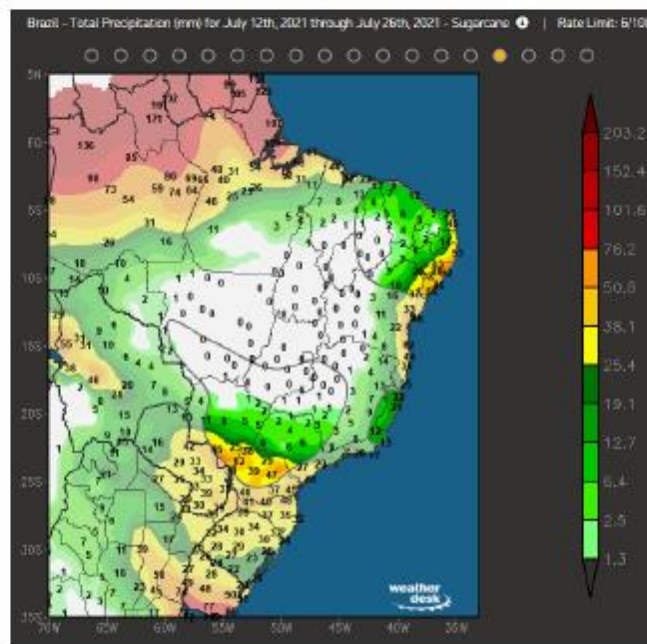
EU				
EU 45s containers	45	45	0.0	\$/mt ov Ldn

Russia				
Price in Krasnodar	585	602	 -17.0	\$/m3

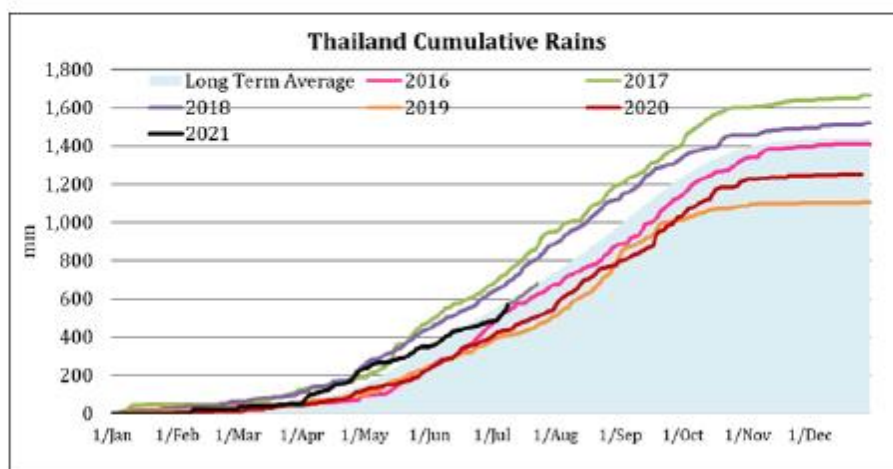
# Sugar Weekly Report



## CS Brazil rain:



## Thai Rain:





# Sugar Weekly Report



- NY Flat Price:** NY#11 sugar market has cooled down against Brazilian sugarcane frost news. Most active October contract weakened from 18.35 cts/lb to 17.28 cts/lb, losing 107 points over last trading week and erasing all the price gain from one week before.
- NY Spread:** Nearby NY#11 October21/March22 spread marked most recent lows of -0.38 cts/lb carry. October21/March22 spread is now testing -0.40 cts/lb support, which is lowest level during last trading year.
- London Market:** London white sugar market is following NY#11 market. Nearby August21 contract is going to expire this week. Nearby August/October21 spread remains in wide carry of -26 USD/mt.
- COT Report (06/07/2021):** Overall specs net long position further increased from 190.4k lots to 222.8k lots, adding 32.4k lots over last week. Commercials shorts have been selling into the rally. Commercials have increased their shorts positions from 692k lots to 735k lots.



BULL

- ▶ Petrobras increased Brazil's domestic gasoline price by 6.3%. Potentially further increasing the demand for ethanol.
- ▶ Further easing of restrictions by the Sao Paulo government, should see improvement in fuel demand.



BEAR

- ▶ India has been continuing to sell 20/21 crop white sugar. According to local sources, India might be exporting 700k mt sugar under Open General Licences for 20/21 season, of which 430k mt sugar might have been contracted.



# Sugar Weekly Report

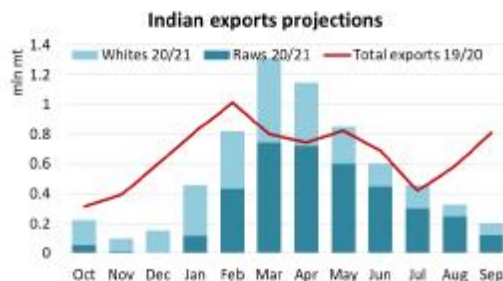


## Mexico: Production Update

CUMULATIVE PRODUCTION			
Mexican crush update			
	2019/20	2020/21	Y-o-Y
Harvest (Ha)	784	788	↑ 4
Cane yield (Mt/Ha)	62.9	65.0	↑ 2.1
Crushing cane (Mt)	49,281	51,180	↑ 1,899
Sugar (Mt)	5,278	5,706	↑ 427
Sugar extraction (%)	10.71%	11.15%	↑ 0.44%

- ▶ 20/21 Mexico domestic sugarcane crushing campaign is coming to its end. As of 3rd July, there is only 1 mill that remains crushing in sugarcane field.
- ▶ Mexico is finishing tail of its sugarcane crop. Cumulative sugarcane crush has reached 51.2 million mt and cumulative sugar production have reached 5.706 million mt.
- ▶ World Market tonnage is estimated to have all shipped (at around 330k).
- ▶ Mexico is on track to fulfil the requirement to the USA.

## India: Export Update



- ▶ India have continued to export raws and whites sugar in good progress in May 21.
- ▶ For May 21 exports, Indian has exported 475k mt raws to the international market, 52k mt to coastal refineries and 250k mt LQWs to the world market.
- ▶ Potentially there is more domestic market contracted without subsidy (OGL) in Q3 with 200k upside to our initial assumption (500k).

## Brazil SH June UNICA

Cane (1000 mt)	2018/19	2019/20	2020/21	2021/22 *	Variation Y-o-Y
Fortnight	2H Jun				
Cane (1000 mt)	45,537	46,481	43,067	45,012	↑ 1,945
Sugar (1000 mt)	2,287	2,212	2,739	2,892	↑ 153
Ethanol (1000 M3)	2,360	2,333	1,963	2,080	↑ 117
ATR (kg/mt)	139.8	134.7	140.7	141.8	↑ 1.1
Sugar mix (%)	37.69%	37.09%	47.42%	47.56%	↑ 0.1%

- ▶ The second half June crush shows year-on-year higher cane crushed at 45 million mt vs 43.07 last year as mills are maximizing capacity.
- ▶ ATR at 141.8 kg is quite good, with improvement over first half June, and over same time period for the previous 3 years; dryness has helped the concentration of ATR.
- ▶ Sugar mix is high compared to the previous year; hence sugar production is quite high at 2.89 million mt.
- ▶ Crush activities are to be watched for next 2 weeks to see the impact of the frost.

# Sugar Weekly Report



## COT RECAP

Date	Spot Price	Specs net positions (i)-(ii)	Specs gross longs (i)	Specs gross shorts (ii)	Index traders net positions	Commercials net positions (iii)-(iii)	Commercials gross longs (iii)	Commercial gross shorts (iii)	OI
18/05/2021	17.21	232,974	309,925	76,951	233,264	-466,236	356,266	822,502	1,221,164
25/05/2021	17.04	216,943	293,476	76,533	224,790	-441,732	358,990	800,722	1,206,010
01/06/2021	17.69	244,102	318,540	74,438	214,534	-458,636	357,152	815,788	1,227,921
08/06/2021	17.71	237,946	314,595	76,649	203,413	-441,359	359,504	800,863	1,223,131
15/06/2021	17.05	220,220	301,921	81,701	226,338	-446,558	328,067	774,625	1,139,139
22/06/2021	16.43	184,912	272,686	87,774	215,165	-400,077	306,823	706,900	1,065,849
29/06/2021	17.23	190,419	271,458	81,039	217,145	-407,564	285,426	692,990	1,045,294
06/07/2021	17.87	222,875	293,218	70,343	222,845	-445,719	289,664	735,383	1,093,942
Lastet Change	0.64	32,456	21,760	-10,696	5,700	-38,155	4,238	42,393	48,648



## Wilmar Grower Marketing Team

PJ Gileppa 0437 297 978  
Yolanda Hansen 0439 002 240  
Shirley Norris 0437 803 019

Franco Zaini 0419 476 770  
Angus McKerrow 0419 238 536  
Menno Bokma 0437 669 118

### IMPORTANT NOTICE

This report is compiled or derived from data and reports received by Wilmar Sugar Australia from a multitude of sources. While the data and reports reproduced above are prepared in good faith and with due care, Wilmar Sugar Australia is not in a position to verify all data or reports it receives. No responsibility is therefore accepted by Wilmar Sugar Australia for any inaccuracies or errors in this Report. Nor does Wilmar Sugar Australia purport or intend in this report to give to recipients any financial or commodity trading or recommendations.

Information in this report may contain projections and forward looking statements that reflect Wilmar and Wilmar Sugar Australia's current views with respect to future events and financial performance. These views are based on current assumptions which are subject to various risks and which may change over time. No assurance can be given that future events will occur, that projections will be achieved, or that Wilmar and Wilmar Sugar Australia's assumptions are correct. Actual results may differ materially from those projected.

This report does not constitute or form part of any opinion or any advice to sell, or any solicitation of any offer to purchase or subscribe for, any shares nor shall it or any part of it nor the fact of its report form the basis of, or be relied upon in connection with, any contract or investment decision.



# Kalamia Cane Growers Organisation Services

## Offered to Members and Non-Members



**KCGO in partnership with  
Chevron Australia Downstream Fuels P/L  
are proud to provide  
Bulk Fuel and Lubricant services  
to KCGO Members & Non-Members  
of the Burdekin Region.  
Call now to take advantage  
of our discounted pricing.**

**Credit Card payment options available to  
KCGO Members only**



**KALAMIA CANE  
GROWERS  
ORGANISATION  
LIMITED (KCGOL)  
&  
KALAGRO LIMITED**

**Located at:**

140 Young Street, AYR

**Office Hours:**

Monday – Friday  
8.30am – 4.30pm

**Postal Address:**

PO Box 597, AYR QLD 4807

**Phone:**

07 47 8313 12

**Email:**

[admin@kalagro.com.au](mailto:admin@kalagro.com.au)

**Web:**

[www.kalagro.com.au](http://www.kalagro.com.au)

**Facebook:**

KalamiaCaneGrowersOrg  
Ltd





## KCGO PROVIDES PAYROLL SERVICES FOR MEMBERS AND NON-MEMBERS

- Wages Preparation – Fair Work ATO & STP Compliancy
- Superannuation
- End of Financial Year Processing
- WorkCover – Premiums & Claims Assistance



BAS agent  
25954836

Payroll Manager  
Jacki Kratzmann

## KCGO PAYROLL SERVICE CHARGES

### **Members**

\$12.20 (incl GST) per Payslip

### **Non-members**

\$14.15 (incl GST) per Payslip

### **All Clients**

\$20.25 (incl GST) End of Financial Year Processing (per Employee)

# Harvest Invoice Services



## PREPARATION OF WEEKLY HARVEST INVOICE CHARGES

### **Members:**

\$12.20 (incl GST) per Invoice

### **Non-members:**

\$14.15 (incl GST) per Invoice

### **Postage Charges:**

\$1.10 per Env.

### **Delivery Options:**

- Invoices emailed
- posted
- KCGO office pickup option

**\*\* Service offered to  
KCGO Members  
& Non-Members \*\***