



**KALAMIA CANE GROWERS
ORGANISATION LTD**

Weekly Web Round Up

Friday, 23rd July 2021

Kalagro Fuel Price

DIESEL - \$1.32116 including GST

UNLEADED - \$1.38998 including GST

Fuel Delivered – Monday - Friday

Contents List

1. **Wilmar Weekly Equity Summary - Crush Week 6**
2. **Wilmar Weekly Variety Summary - Crush Week 6**
3. **Wilmar Production Report – Crush Week 6**
4. **QSL Information Brief – 19th July 2021**
5. **ACFA E-Newsletter – 16th July 2021**
6. **QFF – 10 Things to Know – 19th July 2021**
7. **Dr Peter Ridd – Reef at record high for coral cover**
8. **Members Circular – Ergon Energy Tariff Rates**
9. **BCAS Job Application**
10. **Wilmar – Sugar Weekly Report**





1. Wilmar Weekly Equity Summary – Crush Week 6

- Posted – 19/07/21

KALAMIA MILL

Harvest Group	Orig Est	Adjusted Est	Tonnes Week	Tonnes STD	Tonnes Remains	% Delivered	%Diff	%ActOrig	%ActLates	Bin Allot Orig	Bin Allot Current	WeekBinWt	RollBinWt	Tonnes Allotment Current
Kalamia	1,638,339	1,634,111	81,755	415,648	1,218,464	25.52								
206-DOWSON HARVESTI	129,819	130,207	6,731	32678.94	97,528	25.10	-0.42	103.31	103.31	172	167	6.47	6.42	1,072
250-ZSUSPENSE	4,529	4,529	0	0	4,529	0.00	-25.52	0.00	0.00	37	53	5.74	5.74	302
301- MUGUIRA	30,925	31,609	1,419	7943.36	23,665	25.13	-0.39	107.52	107.52	82	83	6.17	6.34	526
310-G TUFFIN	41,267	41,606	2,060	10858.8	30,747	26.10	0.58	107.19	107.19	82	76	6.60	6.61	504
313-M SARTORI	69,115	69,903	4,301	17588.28	52,315	25.66	0.14	108.18	108.18	109	109	6.63	6.32	688
320-J NIELSON	73,009	71,484	3,755	17125.16	54,359	23.96	-1.56	94.86	94.86	115	116	6.24	6.17	715
321-J SOUTHERN	76,839	76,801	3,638	20028.92	56,772	26.12	0.60	100.24	91.22	122	119	6.24	6.27	747
323-KIEHNE GUY FARM	72,008	71,722	2,892	18196.82	53,525	25.77	0.25	100.74	100.74	114	108	6.29	6.51	704
330-S BAPTY	58,712	57,065	2,526	14124.14	42,940	24.75	-0.77	89.79	89.79	93	89	5.86	6.32	565
333-FIAMINGO HARVES	98,244	95,865	4,882	25132.59	70,732	26.22	0.70	94.13	94.13	155	132	7.11	7.07	931
341-M OLSEN	67,744	67,632	3,170	16771.53	50,860	24.80	-0.72	102.82	102.82	107	99	6.66	6.76	669
342-BONANNO BROS	58,815	57,792	3,216	15044.92	42,747	26.03	0.51	94.21	94.21	93	84	6.73	6.72	562
353-KILRIE ROAD CON	80,285	79,637	3,700	21069.7	58,568	26.46	0.94	97.30	97.30	127	124	5.76	6.20	771
361-J KELLY	146,718	146,490	7,261	37893.98	108,596	25.87	0.35	99.71	99.71	194	177	6.67	6.73	1,193
373-M SCUDERI	98,557	97,252	4,732	25831.08	71,421	26.56	1.04	97.17	97.17	156	138	6.94	6.80	940
380-C MINUZZO	90,077	94,182	4,086	21666.31	72,516	23.79	-1.73	125.90	125.90	142	141	6.79	6.79	954
383-PIRRONE 1	37,027	36,830	1,961	10476	26,354	28.44	2.92	99.21	99.21	146	132	6.41	6.63	878
391-C QUAGLIATA	101,712	100,014	5,116	25250.22	74,764	25.25	-0.27	95.25	95.25	161	142	6.97	6.95	984
399-SUSPENSEZ	0	0	0	0	0	0.00	-25.52	0.00	0.00	0	0	5.00	5.00	0
330-LAIDLAW	87,034	88,280	4,497	21659.28	66,621	24.53	-0.99	100.27	100.27	138	138	6.34	6.37	877
332-ELSMAC HARVESTI	84,317	84,479	4,307	22026.09	62,453	26.07	0.55	100.74	100.74	133	125	6.51	6.57	822
395-M AHERN	65,865	65,978	3,979	18096.78	47,882	27.43	1.91	101.00	101.00	131	125	6.38	6.29	785
364-SHERLOCK	23,680	24,154	1,591	6096.2	18,058	25.24	-0.28	108.45	108.45	93	96	6.41	6.29	602
343-MEDHURST HARVES	42,043	40,599	1,934	10088.66	30,510	24.94	-0.58	94.03	94.03	84	76	6.36	6.54	500

INKERMAN MILL

Harvest Group	Orig Est	Adjusted Est	Tonnes Week	Tonnes STD	Tonnes Remains	% Delivered	%Diff	%ActOrig	%ActLates	Bin Allot Orig	Bin Allot Current	WeekBinWt	RollBinWt	Tonnes Allotment Current
Inkerman	1,719,108	1,770,153	63,075	350,068	1,420,085	19.82								
402-CANNAVAN	78,271	78,825	1,707	16030.49	62,794	20.34	0.52	98.68	98.16	124	112	6.72	6.74	757
403-MILBURN 2	13,422	13,379	0	1832.89	11,546	13.70	-6.12	94.93	94.93	52	55	6.35	6.35	350
407-CJ-ACT	0	0	0	0	0	0.00	-19.82	0.00	0.00	0	0	6.14	6.14	0
409-CONTZONIS	85,729	84,870	3,872	19193.07	65,677	22.61	2.79	96.12	96.12	135	124	6.43	6.39	791
410-BONANNO	62,980	64,067	1,799	15839.05	48,228	24.72	4.90	106.32	105.05	99	89	6.52	6.53	581
412-MARANO G	61,272	64,622	3,128	11456.65	53,165	17.73	-2.09	106.37	106.37	97	104	6.65	6.17	641
413-AHC	59,613	57,389	2,598	10390.45	46,999	18.11	-1.71	101.42	98.54	94	82	6.91	6.90	566
414-LOIZOU	58,538	59,019	2,605	11927.47	47,092	20.21	0.39	104.65	104.65	116	109	6.58	6.46	703
415-MILBURN 1	32,806	32,457	1,626	7793.93	24,664	24.01	4.19	97.29	97.29	87	76	6.69	6.49	493
419-ACHURRA	23,733	23,870	1,348	2825.99	21,044	14.67	-5.15	119.91	119.91	63	65	6.81	6.43	421
420-BOCCO HARVESTIN	58,263	60,317	2,028	9394.98	50,922	15.58	-4.24	96.56	94.40	92	98	6.18	6.25	614
421-DOWNRIVER HARVE	82,445	79,361	2,259	16565.97	62,795	20.87	1.05	88.98	88.98	130	115	6.85	6.58	757
424-CASSIDY CREEK H	98,654	97,046	2,925	21390.48	75,655	22.04	2.22	95.59	93.03	156	134	6.71	6.81	912
426-BETTERIDGE	73,680	74,377	2,389	16019.19	58,358	21.54	1.72	100.40	100.40	116	101	7.37	6.93	703
427-MANN	76,301	85,343	2,524	16599.87	68,743	19.45	-0.37	116.44	97.72	120	125	6.62	6.60	828
428-DALE	79,565	78,732	2,888	14374.36	64,358	18.26	-1.56	101.79	100.17	126	109	7.41	7.11	775
429-SIRO HARVESTING	56,829	56,994	1,812	8774.74	48,220	15.49	-4.33	100.34	100.34	112	111	6.70	6.47	720
430-M & K HARVESTIN	58,553	57,231	3,044	9785	47,446	17.10	-2.72	93.77	93.77	92	90	6.73	6.33	572
431-S BETTERIDGE2	16,328	15,382	716	3398.56	11,983	22.10	2.28	91.85	92.80	128	106	6.39	6.66	705
432-FOWLER	44,374	44,442	989	8837.05	35,605	19.88	0.06	105.96	104.77	88	82	6.42	6.52	531
433-SGROI	64,232	63,962	1,492	12439.03	51,523	19.45	-0.37	97.87	97.87	127	122	6.22	6.30	769
434-WRHC 1	31,135	31,510	1,532	6404.73	25,105	20.33	0.51	106.22	106.22	122	118	6.52	6.42	761
435-ROSSATO	38,141	38,669	1,909	7671.97	30,997	19.84	0.02	96.59	96.59	75	74	6.63	6.26	463
436-POPULIN 2	35,600	35,296	1,121	8394.92	26,901	23.78	3.96	97.81	97.81	94	83	6.96	6.45	538
437-GA & RL HARVEST	78,630	85,320	3,235	16400.28	68,920	19.22	-0.60	106.69	103.67	124	121	7.25	6.88	830
438-WRHC 2	27,845	27,639	0	5110.89	22,528	18.49	-1.33	96.06	93.83	109	105	6.58	6.50	683
439-POPULIN 1	20,895	21,702	891	3859.83	17,842	17.79	-2.03	102.42	102.42	82	82	6.96	6.62	541
441-MACELROY	117,781	115,948	3,994	19189.76	96,758	16.55	-3.27	98.17	98.17	155	137	7.09	7.05	968
442-BERRYMAN	37,385	36,936	887	6694.01	30,242	18.12	-1.70	95.33	97.98	99	93	6.72	6.51	605
443-BERRYMAN 2	33,446	33,575	1,494	6305.34	27,269	18.78	-1.04	102.91	102.91	131	123	6.85	6.74	826
446-TA POLI	72,992	72,907	2,930	18083.09	54,824	24.80	4.98	104.62	104.06	115	95	6.85	6.94	661
450-EXTRAS	0	0	0	0	0	0.00	-19.82	0.00	0.00	0	0	6.00	6.00	0
444-CHAPMAN	39,672	78,966	3,333	17084	61,882	21.63	1.81	203.29	105.36	63	136	5.19	5.47	746

INVICTA MILL

Harvest Equity Bin Allotments Summary

Harvest Group	Orig Est	Adjusted Est	Tonnes Week	Tonnes STD	Tonnes Remains	% Delivered	%Diff	%ActOrig	%ActLate	Bin Allot Orig	Bin Allot Current	WeekBinWt	RollBinWt	Tonnes Allotment Current
Invicta	3,093,964	3,078,947	143,457	823,185	2,255,762	26.76								
101-PILLA	100,331	98,268	5,112	26909.86	71,358	27.38	0.62	95.13	95.13	119	115	6.54	6.22	714
103-PIEROTTI	65,222	62,143	3,865	16189.16	45,954	26.05	-0.71	95.73	95.37	109	96	7.08	6.68	638
107-STOCKHAM HUSTON	213,066	209,913	10,164	55409.69	154,504	26.40	-0.36	99.42	99.42	253	231	6.67	6.68	1,545
112-JENSEN HARVESTI	127,352	127,401	5,875	33956.55	93,445	26.65	-0.11	100.15	100.15	151	140	6.57	6.67	934
113-GREENACRES	141,925	141,530	6,807	36229.96	105,300	25.60	-1.16	102.84	101.72	169	177	6.20	5.95	1,053
114-SISL	101,636	103,535	4,739	26806.5	76,728	25.89	-0.87	110.82	107.48	170	157	6.83	6.78	1,066
116-JERONA	102,888	101,850	5,089	28528.86	73,321	28.01	1.25	98.52	99.83	172	151	6.90	6.73	1,018
117-ROCKS	90,783	91,155	4,252	24363.54	66,791	26.73	-0.03	101.55	97.61	152	147	6.44	6.29	928
120-UPPER HAUGHTON	104,109	103,349	4,383	25543.09	77,806	24.72	-2.04	99.53	103.47	124	136	5.55	5.71	778
121-BOHLE	115,398	113,290	4,954	29839.1	83,451	26.34	-0.42	98.84	96.61	137	125	6.47	6.65	835
125-OAKY HARVESTING	230,558	229,320	9,247	61151.64	168,169	26.67	-0.09	101.79	102.26	386	391	5.61	5.97	2,336
129-STOCKHAM ROAD H	153,531	157,049	7,198	42135.7	114,914	26.88	0.12	104.99	101.94	182	192	5.97	5.97	1,149
130-MIO G	323,142	317,849	15,317	85778.68	232,070	26.99	0.23	97.38	97.65	384	411	5.67	5.65	2,321
140-HAUGHTON SUGAR	121,442	119,028	5,748	33873.48	85,155	28.46	1.70	98.98	101.01	203	187	6.19	6.31	1,183
142-MONA PARK HARVE	75,820	74,133	3,415	19654.24	54,479	26.51	-0.25	98.79	98.79	127	122	6.37	6.19	757
145-KELLY HARVESTIN	108,965	110,289	5,069	29455.22	80,834	26.71	-0.05	105.30	104.57	151	145	6.56	6.50	940
148-DALSANTO	101,647	102,211	4,892	26430.12	75,781	26.02	-0.74	104.81	104.81	170	174	6.29	6.05	1,053
150-RAPISARDA	215,430	224,855	10,183	61860.74	162,994	27.51	0.75	104.18	98.17	360	346	6.46	6.55	2,264
152-MULGRAVE HARVES	118,010	120,866	5,044	31153.52	89,713	25.78	-0.98	101.36	98.34	164	179	5.53	5.84	1,043
153-HESP	86,716	82,023	4,096	22824.32	59,199	27.83	1.07	92.95	97.30	145	127	6.52	6.45	822
157-MITCHELL ROAD H	112,160	111,901	5,520	30552.69	81,348	27.30	0.54	101.18	97.19	188	170	6.56	6.63	1,130
171-JULMAR HARVESTI	74,406	72,844	2,980	18955.49	53,889	26.57	-0.19	100.13	100.13	124	119	6.40	6.31	748
172-WYBURG 2B	96,807	94,223	4,287	25649.29	68,574	27.22	0.46	99.25	99.25	115	102	6.74	6.70	686
173-CERVONI	97,446	96,139	4,662	25860.14	70,279	26.90	0.14	100.78	107.00	163	145	6.90	6.75	976
199-SUSPENSE	0	0	0	0	0	0.00	-26.76	0.00	0.00	0	0	5.30	5.30	0
102-SCARABEL	15,174	13,782	558	4073.43	9,708	29.56	2.80	87.96	95.56	64	55	5.82	6.04	335
999-ZZFORREMOVAL	0	0	0	0	0	0.00	-26.76	0.00	0.00	0	0	6.00	6.00	0

PIONEER MILL

Harvest Group	Orig Est	Adjusted Est	Tonnes Week	Tonnes STD	Tonnes Remains	% Delivered	%Diff	%ActOrig	%ActLate	Bin Allot Orig	Bin Allot Current	WeekBinWt	RollBinWt	Tonnes Allotment Current
Pioneer	1,607,436	1,597,260	79,841	433,823	1,163,437	27.17								
212-THE ROCKS FARM	215,930	227,507	10,715	62733.7	164,774	27.57	0.40	121.16	102.55	450	489	4.67	4.88	2,388
214-MIO	85,430	84,646	4,205	23689.58	60,956	27.99	0.82	102.34	101.69	178	176	5.30	5.02	883
215-P RONCATO HARVE	81,354	79,210	4,261	22086.67	57,123	27.88	0.71	93.69	96.42	169	173	4.65	4.79	828
216-QUAGLIATA	64,553	67,880	3,578	19676.81	48,203	28.99	1.82	109.33	101.72	134	140	5.07	4.98	699
217-SISL2	83,189	82,168	3,856	22584.68	59,584	27.49	0.32	92.41	93.84	173	153	5.59	5.66	864
225-COLEVALE	77,738	76,681	3,609	20884.04	55,797	27.23	0.06	97.85	97.85	162	159	5.28	5.10	809
226-LANDO (SHEEPSTA	70,270	68,245	2,681	18326.99	49,918	26.87	-0.30	90.95	90.95	146	133	5.66	5.44	723
227-MINUTI	76,285	74,891	3,444	19554.3	55,337	26.11	-1.06	95.34	95.34	159	160	4.93	5.00	802
228-CASTELANELLI	80,905	79,449	3,915	21208	58,241	26.69	-0.48	95.52	95.52	169	167	5.08	5.04	844
229-MCLAUGHLIN	24,884	24,928	1,331	6606.52	18,321	26.55	-0.62	100.67	100.67	87	87	4.75	5.04	436
231-VIERO	96,041	96,803	4,813	25028.63	71,774	25.86	-1.31	93.93	92.30	167	166	5.10	5.20	865
233-BUGEJA	91,497	90,229	4,873	26428.51	63,800	29.29	2.12	94.10	92.93	191	177	5.33	5.21	925
234-PIRRONE	57,388	57,105	2,687	15808.19	41,297	27.68	0.51	98.57	98.57	149	140	5.33	5.35	751
239-SRA	2,319	2,563	242	1115.8	1,447	43.53	16.36	127.94	127.94	12	13	3.66	3.86	52
243-HOEY	102,097	97,904	5,249	22997.96	74,906	23.49	-3.68	96.76	96.76	213	227	4.85	4.78	1,086
245-DEZOLT	100,134	98,598	5,413	25117.37	73,481	25.47	-1.70	97.24	99.64	209	211	5.52	5.04	1,065
246-MILLER	77,398	76,505	4,373	18641.97	57,863	24.37	-2.80	104.41	104.41	161	176	4.76	4.77	839
247-SPENCE	100,016	99,480	5,033	28580.91	70,899	28.73	1.56	90.96	87.58	174	153	5.55	5.58	854
248-CURRO	120,009	112,468	5,564	32752.06	79,716	29.18	2.01	95.48	97.87	250	233	4.70	4.96	1,155
250-ZSUSPENSE	0	0	0	0	0	0.00	-27.17	0.00	0.00	0	0	5.74	5.74	0

3. Wilmar Production Report – Crush Week 6 – Posted – 20/7/21

Weekly production figures

Burdekin region mills Week 6, ending 17 July 2021

Cane crushed	This week	Season to date
Invicta	147,701	833,497
Pioneer	81,875	436,426
Kalamia	77,829	410,693
Inkerman	56,475	335,987
Burdekin	363,879	2,016,603

CCS		
Invicta	14.48	13.80
Pioneer	14.38	13.82
Kalamia	14.09	13.46
Inkerman	13.86	13.27
Burdekin	14.28	13.65

Weekly variety performance for region

Variety	%	CCS	Variety	%	CCS
Q240	42	14.33	Q183	10	14.68
KQ228	29	14.18	Q208	7	14.07
Q232	10	14.04			

Comments:

Throughput for the Burdekin mills in week six was good overall, with more than 360,000 tonnes put through the rollers.

This brings the season-to-date total to just over 2M tonnes – or 25 per cent – of the estimated Burdekin crop.

The weekly result was above budget, despite Inkerman Mill's extended stop to repair leaking boiler tubes and Invicta Mill's stop to carry out repairs to the bagasse system.

Average weekly CCS was 14.28. This was again well above budget thanks to the dry cool conditions.

The highest CCS sample was 17.2 from a rake of Q240 plant cane in the Inkerman Mill area.

John Tait
Cane Supply Manager
Burdekin Region



4. QSL Information Brief – 19th July 2021 – Posted – 20/7/21



Please find below a short news & information brief from QSL that you may wish to use in your communications to your members.

- **Grower Floor Price Contract:** The 2022-Season Grower Floor Price Contract (GFPC) came close to the fill level of \$450/tonne gross actual during the recent market spike. The GFPC enables growers to lock in a known return, while also receiving 50 cents in the dollar for any subsequent market moves above their achieved GFPC target. Orders can be placed for as little as 10 tonnes, up to three seasons in advance. [Click here for more information about the Grower Floor Price Contract](#)

- **Additional tonnage now available:** As of 1 July 2021, QSL growers can access additional GEI tonnage to price in the 2023 and 2024 Seasons, with committed pricing levels now as follows:

2021 Season	2022 Season	2023 Season	2024 Season
70%	70%	70% (20% increase)	50% (10% increase)

To access QSL pricing, you must first have a GEI Sugar Marketing nomination in place for the season in question. See your local QSL team for details or help with the nomination process.

- **Final 2020-Season Advance payment:** The final QSL Advance payment for the 2020 Season will be made this week. This payment will be made as a separate transaction in addition to any 2021-Season Advance payments growers may receive that same week. The final 2020-Season payment represents a 2% increase on the June 2021 payment. The current 2021-Season Advance rate is 65%. [Click here to see the full 2021-Season Indicative Advances Program.](#)
- **New GST arrangements (Wilmar districts only):** QSL's new simplified GST arrangements for our growers in Wilmar milling districts are now in place. As part of this change, these growers are now also receiving improved statements incorporating a Tax Summary section highlighting the key QSL figures for their bookwork. For a video quick tour of the new statement and its key features, [please click here.](#)
- **QSL video market update:** Don't miss this week's video market update on QSL's Facebook page with Treasury Manager Ginette Barrett at 4pm, Wednesday 21 July. [Click here to be taken directly to our Facebook Page.](#)

If members have any questions in regards to the above, please don't hesitate to get in contact with:

- Russell Campbell - Grower Relationship Manager – 0408 248 385
- Kristen Paterson - Grower Relationship Officer– 0438 470 235
- Rebecca Love – Grower Relationship Officer – 0429 054 330 (Mon-Wed)

Regards,

Kristen Paterson

Grower Relationship Officer

Grower Services

Direct +61 7 4760 4401 Mobile +61 438 470 235

Kristen.Paterson@qsl.com.au

www.qsl.com.au



ACFA E-Newsletter

16 July 2021



SUGAR INDUSTRY



New investments to delivery exciting sugarcane research and development outcomes

12 July 2021 | SRA

Sugar Research Australia has announced the investment in multiple new research projects that will drive productivity, profitability and sustainability in the Australian sugarcane industry.

These new investments have targeted specific areas and issues that require solutions for growers and millers, with the new investments having been selected following a rigorous assessment process over the last few months.

SRA CEO Roslyn Baker said the new investments were aligned to the five Research Missions within SRA's new Strategic Plan and involved extensive collaboration with investment and delivery partners. [More...](#)



[Weekly Update](#)
[Market Update](#)
[Market Snapshot](#)

QSL Pool Prices, Shared Pool Values & Advances:

- [Bundaberg Sugar & Isis](#)
- [Far Northern Milling](#)
- [Mackay Sugar](#)
- [MSF Sugar](#)
- [Tully Sugar](#)
- [Wilmar Sugar](#)

Wilmar Sugar applications open soon for their 2022 apprenticeship round

9 July 2021 | Queensland Country Life

Wilmar Sugar has announced the opening of applications for their [2022 apprenticeship round](#) this Saturday July 10, calling on the next generation of apprentices to get their resumes ready.

With a variety of jobs on offer, applicants will have the opportunity to choose from apprenticeships in diesel fitting, electrical, fitting and turning, and fabricating trades, to be placed across any one of Wilmar's eight sugar mills and bioethanol distillery. [More...](#)

- [2021 Agribusiness Australia Scholarship - now open for applications](#) | Agribusiness Australia



First 2021 sugar shipment

9 July 2021 | QSL

QSL has dispatched its first shipment of sugar from the current harvest.

The cargo of 42,000 tonnes of raw sugar from the Burdekin region was shipped on the Pacific Integrity out of Townsville earlier this month, bound for a refinery customer in South Korea. [More...](#)

Indian subsidies cost Queensland sugar industry \$1 billion

16 July 2021 | Queensland Country Life

Indian Government price and export subsidies have cost the Queensland sugar industry an estimated \$1 billion.

The subsidies, which are currently under investigation by the World Trade Organisation, have contributed to substantially lower global sugar prices, according to a new report by Green Pool Commodity Specialists. [More...](#)

First Breeding of Sugar Cane Using CRISPR/Cas9

13 July 2021 | Technology Networks

Sugarcane is one of the most productive plants on Earth, providing 80 percent of the sugar and 30 percent of the bioethanol produced worldwide. Its size and efficient use of water and light give it tremendous potential for the production of renewable value-added bioproducts and biofuels.

But the highly complex sugarcane genome poses challenges for conventional breeding, requiring more than a decade of trials for the development of an improved cultivar. [More...](#)



AGRICULTURE

Planning for agriculture's workforce of the future

The agriculture sector directly employed over 90,000 Queenslanders in February 2021, and it is anticipated to continue growing. Increasing by 44.3 per cent since 2016, the agriculture sector is the 11th largest employer in Queensland and is responsible for 25 per cent of regional employment and 8.8 per cent of the state's registered businesses. With increasing agricultural exports and strong farm gate and first stage processing figures, further high growth is anticipated in some agricultural regions and industries. However, these future opportunities are dependent on a highly skilled workforce. [More...](#)

- [Katter's Australian Party proposes new quarantine facilities to tackle backpacker shortage](#) | Queensland Country Life



Piece rate facing minimum wage challenge in Fair Work Commission

13 July 2021 | Queensland Country Life

The Australian Workers' Union will challenge the seasonal piece rate in the Fair Work Commission on Tuesday and argue to amend Horticulture Award to include the minimum casual rate of pays as a floor price.

However, the National Farmers' Federation will fiercely oppose the move, which it says would effectively abolish a method that "rewards a fair day's work with a better than fair day's pay". [More...](#)

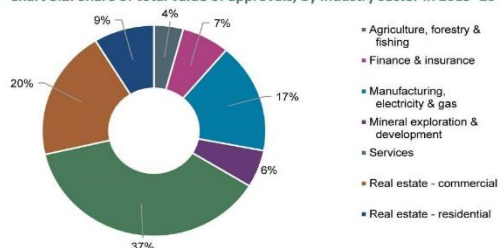
14 per cent of agricultural land in foreign hands

13 July 2021 | Queensland Country Life

Foreign investment makes up 13.8 per cent of Australian agricultural land and during 2019-20 the Foreign Investment Review Board (FIRB) approved 174 applications in the agriculture, forestry and fishing industries, according to FIRB's 2019-20 Annual Report.

These applications totalled \$8.3 billion worth of capital investment. [More...](#)

Chart 3.2: Share of total value of approvals, by industry sector in 2019-20



New Bundaberg AgTech Hub to drive innovation and jobs in agriculture

13 July 2021 | Queensland Country Life

The new Bundaberg AgTech Hub is set to unlock the potential of agricultural technology across the region and enable local farmers to explore the latest innovations.

Agriculture Minister Mark Furner officially launched the Bundaberg Regional Council's AgTech Hub last Thursday at Barga. [More...](#)

'Logic and credibility' of agvet chemical 'bold reform' questioned

13 July 2021 | Queensland Country Life

An independent panel has recommended the federal government takes "long overdue" action to reform Australia's agricultural and veterinary chemical regulation, but the industry has raised serious questions about the logic and credibility of the report.


The independent panel cut the number of [recommendations](#) from almost 140 proposed in the draft report down to 58. [More...](#)

Glyphosate sparring continues as diverging reports released

14 July 2021 | Farm Weekly

Supporters and opponents of controversial weed killer glyphosate continue to do battle, each pointing to separate pieces of evidence to back up their arguments.

Proponents have hailed a European Food Safety Authority (EFSA) report from last month, saying an 11,000 page review on this subject concludes that glyphosate remains safe to use. [More...](#)



MicroBioGen's game-changing second-generation bioethanol research

15 July 2021 | North Queensland Register

For Australian biotechnology company MicroBioGen, the solution to creating more commercially viable bioethanol 'just grew on them'.

The company has been able to demonstrate the production of both high-protein food and low carbon bioethanol from non-food material using a single biological agent. [More...](#)

Resistance to fall armyworm defence drops

14 July 2021 | Farm Weekly

Horticulture and graingrowers battling the emerging pest fall armyworm have been assured that extensive testing has confirmed no further genetic resistance to pesticides - other than Group 1 resistance identified in 2020. [More...](#)

- [New tool for yellow leaf spot disease](#) | Farm Weekly

Ag isn't immune from ransomware

13 July 2021 | Farm Weekly

According to Avast, the number of ransomware attacks in Australia increased by 10 per cent during the height of the pandemic in March and April 2020, compared to January and February 2020, and ransomware attacks in Australia have still continued targeting Australian industry, with \$680,715 reported lost to ACCC Scamwatch this year. That doesn't include companies who haven't disclosed their ransomware payments. [More...](#)



Tableland growers warn Mexican lime imports will pose major biosecurity threat

10 July 2021 | Queensland Country Life

The far north region's leading horticultural advocacy group continues to share growing concerns over the biosecurity risk imposed by federal moves to import Mexican limes into Australia.

Horticultural advocacy group Far North Queensland Growers has formally opposed the moves made by the Australian government that support the import of Mexican limes into the country. [More...](#)

CRUSH STATISTICS

2021



Week	Mill	Crush (t)	%CSS	
Date		STD	Week	STD
11 Jul 2021	Mossman	28,744		
11 Jul 2021	Tableland	162,701	13.88	13.58
11 Jul 2021	Mulgrave	159,950	10.79	11.01

11 Jul 2021	South Johnstone	89,008	11.04	11.10
16 Jul 2021	Tully	394,464	12.13	12.32
10 Jul 2021	Victoria	220,641		
10 Jul 2021	Macknade	96,314	12.40	11.97
10 Jul 2021	Invicta	685,796	14.39	13.66
10 Jul 2021	Pioneer	354,552	14.09	13.68
10 Jul 2021	Kalamia	332,864	13.88	13.31
10 Jul 2021	Inkerman	279,512	13.55	13.11
10 Jul 2021	Proserpine	80,976	13.73	13.60
11 Jul 2021	Mackay	698,902	12.97	12.42
10 Jul 2021	Plane Creek	189,831	12.89	12.51
11 Jul 2021	Bundaberg	83,581	13.06	12.78

Isis

~~Maryborough~~

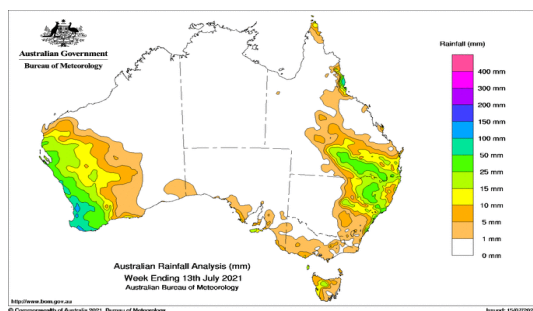
Rocky Point

11 Jul 2021	Harwood	85,029	10.43	11.05
11 Jul 2021	Broadwater	106,108	10.92	11.33
11 Jul 2021	Condong	42,542	10.32	10.80

WEATHER AND CLIMATE

Weekly Rainfall Update

for 7 days to 9 am 13 July 2021



[Weekly Rainfall Update](#)

[MetEye](#) - your eye on the environment

The latest [Drought Statement](#)

[BoM Agricultural Services](#)

[MyFireWatch](#)

Rainfall Statistics
Week Ending 16 July 2021

Town	Jul	YTD
Mossman	44.0	1294.4
Mareeba	3.4	790.2
Cairns	54.4	2230.0
Gordonvale	54.4	2230.0
Innisfail	199.2	3599.6
Tully	199.2	3599.6
Ingham	85.1	2962.9
Ayr	3.0	877.4
Proserpine	8.2	863.2
Mackay	4.0	897.2
Bundaberg	63.4	340.0
Maryborough	40.2	520.6
Beenleigh	40.5	944.7
Murwillumbah	101.7	1253.8
Ballina	98.8	1327.6
Yamba	77.8	1320.8

Title

Date | Source

Lorem ipsum dolor sit amet, consectetur adipiscing elit. Ut convallis erat nec sem vest.

EVENTS



LANDCARE
WEBINAR SERIES

Hear from landcarers across Australia who share what’s happening, best practice, knowledge and insights.

EXPLORE NOW

 Australian Government

 National Landcare Program

 Landcare Australia

 Landcarer



SAVE THE DATE

2021
NATIONAL
LANDCARE
CONFERENCE

WEDNESDAY 4 TO FRIDAY 6 AUGUST



10th APBE2021

Asia-Pacific Biomass Energy Exhibition

Date: Aug.16-18, 2021

Venue: Guangzhou Pazhou, China Conton Fair Complex

Industry Partners



7.

HERE'S 10 THINGS TO KNOW.

FROM  QUEENSLAND FARMERS' FEDERATION

1.

Future growth and markets are providing new opportunities for Australian agriculture to expand and meet increasing demand, but we must first have the right people, in the right place, with the right capabilities at the right time. Read QFF's [Queensland Country Life](#) column [HERE](#).

2.

To address workforce issues, QFF is partnering with [Jobs Queensland](#) to prepare a five-year [Workforce Plan](#) for the state's agriculture sector and will commence consultation with industry from August 2021 across Queensland in Nambour, Dalby, Emerald, Tablelands, Ayr and another location to be confirmed. Agribusinesses are encouraged to register [HERE](#) and attend.

3.

Last week the Australian pineapple industry came together in Bundaberg to share knowledge and celebrate at the annual [Pineapple Field Days](#) and Gala Dinner. While the pineapple industry is dealing with its fair share of challenges right now, there is a strong sense of cohesion between growers. Read more from [Growcom](#) [HERE](#).

4.

Tickets for the 2021 Australian Cotton Collective in Toowoomba are on sale now! The Collective will be held from August 24th-26th 2021, and will bring Australia's cotton industry together for a series of informative speaker sessions, panel forums and a trade show. More information and purchase your tickets [HERE](#).

5.

Primary producers in the Southern Downs council area can now access Extraordinary Disaster Assistance Grants of up to \$75,000 to support their recovery journey from the floods that hit the region in late March. This assistance is in addition to the freight subsidies and concessional loans support already available. Details [HERE](#).

6.

Farmers across Australia are being urged to complete the [Australian Bureau of Statistics' Agricultural Census](#) when they receive it from July. Data collected in the survey provides insights on the role of agriculture in Australia and will be used to inform policies, infrastructure, service delivery and investment. Details [HERE](#).

7.

Pay rates for junior supported wage system employees have been amended in the [Fair Work Ombudsman's Pay and Conditions Tool \(PACT\)](#) from 4 February 2020 to reflect changes made to the Gardening and Landscaping Services Award (MA000101) by the [Fair Work Commission](#). For more information, click [HERE](#).

8.

Fancy a job plus a \$1,500 cash bonus? That's what's on offer for work on Queensland farms with the [#pickqld](#) bonus! The #pickqld bonus is available to workers 16 years and over with a right to work in Australia. There are heaps of jobs available now, and endless opportunities to turn a seasonal stint into a long-term job. Details [HERE](#).

9.

This week is [Farm Safety Week](#), and [Farmsafe Australia](#) wishes to celebrate how farms offer one of the most unique lifestyle experiences for all ages and ensure all farmers have access to information that keeps them and their families safe and healthy. More information [HERE](#).

10.

The [Chamber of Commerce & Industry Queensland \(CCIQ\)](#) Pulse Survey of business conditions for the June quarter (2021) is now open. CCIQ needs your feedback about what's impacting your business today, and what will

influence your decision-making over the next three months. The survey will close at 5 pm, Monday 19th July. Get involved [HERE](#).



7. Dr Peter Ridd Facebook Page Post – Posted – 19/7/21

Dr Peter Ridd Facebook Page Post

I've posted the coral cover data for a couple of regions of the reef over the last month, and finally AIMS has gone public with a statement released by environment minister Susan Ley associated with UNESCO's intention to list the reef as "endangered."

AIMS list the northern, central and southern regions as having 27%, 26% and 39% coral cover respectively. Normalising this for the number of reefs surveyed in each section (54, 53 and 30 reefs respectively), this produces a total average coral cover for the GBR of 28%.

This is a record high value, although, given the uncertainties in these numbers one needs to be a little circumspect.

But it certainly does not indicate that there is much wrong with the Reef.

Disgustingly, the Queensland Environment Minister Meaghan Scanlon is claiming credit, reportedly saying in The Australian "... it's a sign of the work we've done to-date around water quality and research."

This has nothing to do with agriculture. No significant amounts of sediment, or pesticides reach the Reef, and there are 100's of times more nutrients cycling across the seabed, or coming in from the Pacific Ocean, than from farm fertilizer. The government could shut down every farm in Queensland, and it would have no impact, on the Reef.

The reason there is high coral cover is that the reef is in good shape because it is not affected by any significant pollution and the impact of climate change has been minimal.

The most important lesson from this is to accept that coral cover changes drastically from year to year. A bad cyclone can reduce it by half. A few good years, and it recovers. Don't make too much of the year-to-year fluctuations and don't let the media, or the scientists who egg them on, tell doom-stories when there is a reduction in coral.

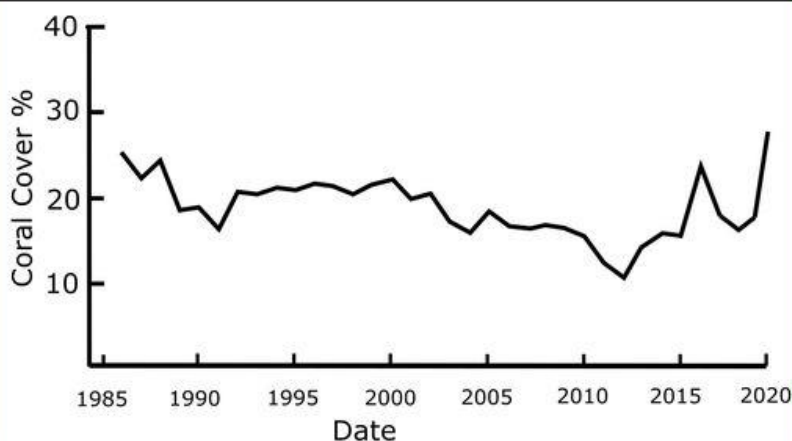
But for goodness sake, tell everybody, especially the children – the Reef is fine. Don't get depressed; don't let them scare you with continuous doom and gloom.

Thanks again to the AIMS long term monitoring team for doing such good, quality assured, work over the last 35 years.

<https://www.theaustralian.com.au/.../6ad83500a5364d7f1696...>

<https://www.aims.gov.au/.../moni.../reef/latest-surveys.html>

Reef at Record High



Compiled from latest AIMS data published today

8. Members Circular – Ergon Energy Tariff Rates – Posted – 20/7/21



MANAGER: Dave Paine m. 0447 128 312
CHAIRMAN: Robert Malaponte m. 0419 640 523
DEPUTY CHAIRMAN: Robert Zandonadi m. 0428 826 894
DIRECTOR: Joseph Quagliata m. 0417 622 956
DIRECTOR: Denis Pozzebon m. 0427 961 794

140 Young Street, AYR Q 4807 | PO Box 597, AYR Q 4807 | Email: admin@kalagro.com.au | Ph: (07) 4783 1312

Dear Members,

At the beginning of July 2021, the newly proposed electricity tariffs came into effect.

We had previously informed our KCGO members to contact *Ergon Energy* before the end of June 2021, to arrange the best tariff to accommodate their particular requirements when irrigating.

It was advised by Ergon Energy that if contact was not made, the customer would automatically be placed on the default tariff - 20.

It has come to our attention that this may not be the case.

Ergon Energy may have made tariff changes to electricity accounts which are not necessarily the right decision based on each individual's irrigating times and practices.

We advise each member to contact *Ergon Energy* to discuss the best tariff option for your needs to avoid unnecessary added electricity costs.

If you have any queries, please do not hesitate to contact the KCGO office.

Thank you.

Regards,

DAVE PAINE
KCGO MANAGER
KALAMIA CANE GROWERS ORG LTD

9. BCAS Job Application – Posted – 21/7/21

Burdekin Cane Audit Services



Seasonal Laboratory Position Available BCAS – Sugar Cane Analyst/Auditor

Overview:

Burdekin Cane Audit Services (BCAS) are currently looking for new personnel to come and join their auditing team. BCAS auditors operate out of the 4 Burdekin sugar mills – Invicta, Pioneer, Kalamia and Inkerman – and their primary objective is to oversee and audit the Cane Analysis Program (CAP) which forms an integral part of cane payment for the Burdekin cane farming community.



The Role:

As part of the sugar production process there are many different types of samples and analysis techniques required to ensure accurate cane payment. In particular, the cane auditing function specialises in cane weighing, cane juice collection/analysis and cane fibre collection/analysis.

The cane auditing team consists of a workplace coordinator and advanced auditor working a day shift roster and competent auditors working a night shift roster. Positions generally involve collection of samples with accurate and timely analysis. All of these positions are laboratory based. We ask that all applicants be committed to completing an entire crushing season which generally runs from June through to December subject to weather conditions and other factors.

Qualifications:

- Preferably competency at least a level equivalent to a Certificate III in Laboratory Skills

Employee Benefits:

- Attractive shift work remuneration and superannuation
- Seasonal positions available with promotion opportunities
- Ability to rotate between all 4 sugar mills in the Burdekin region
- Training in Certificate III in Laboratory Skills over a 2 year period if already not achieved
- Work as part of a small friendly team where employee wellbeing is valued
- Job share opportunities are available

How to Apply:

Online applications are encouraged. Please send an application to bcas@outlook.com or alternatively drop in a hard copy to Lauren at Findex Burdekin (167 Queen Street, Ayr, 4807). If you have any questions regarding these positions or applications please contact Christine Mann on 0428 678 447. Applications close midnight Friday 23rd April 2021.

BCAS is an Equal Opportunity Employer and has a smoke, drug and alcohol free working environment.

10.Wilmar Sugar Weekly Report – Posted – 22/7/21

Sugar Weekly Report

12 - 16 July 2021



19-Jul-21										
	16-Jul-21	9-Jul-21	16-Jun-21	Weekly Var.	Monthly Var.	16-Jul-21	9-Jul-21	16-Jun-21	Weekly Var.	Monthly Var.
NY #11	17.71	17.28	17.04	0.43	0.43	USD Index	92.71	92.10	91.40	0.61
London #5	443.7	426.1	437.0	17.6	17.6	USDBZL	5.12	5.26	5.06	-0.14
NY#16	36.25	36.25	33.00	0.00	0.00	USDINR	74.61	74.49	73.27	0.12
Front White Premium	53.3	45.1	61.3	8.1	8.1	EURUSD	1.18	1.19	1.20	-0.01

Market Situation at a Glance

International Prices

	16-Jul-21	9-Jul-21	Weekly Var.
Sugar			
NY #11	17.71	17.28	0.43 cts/lb
Front Spread	-0.39	-0.38	-0.01 cts/lb
London #5	443.7	426.1	17.60 \$/mt
Front Spread	-7.5	-9.6	2.10 \$/mt
White Premium	53.3	45.1	8.12 \$/mt
USD Index	92.71	92.10	0.61
USDBZL	5.12	5.26	-0.14 R\$/
USDINR	74.61	74.49	0.12 RUP/\$
RUBUSD	74.01	74.41	-0.40 RUB/\$
EURUSD	1.18	1.19	-0.01 \$/EUR
S&P500	4,327	4,370	-42.39
DJ Industrial Avg	34,987	34,422	565.09
Light Crude Oil	71.5	74.6	-3.18 \$/Barrel
Corn	554.5	627.0	-72.50 cts/Bushel
Wheat	693.8	608.5	85.25 cts/Bushel
Coffee (Arabic)	161.2	151.3	9.90 cts/lb

Domestic Markets

	16-Jul-21	9-Jul-21	Weekly Var.	Unit
Brazil				
NY Front Month in BZL	90.59	90.87	-0.28	R\$ cts/lb
Domestic:				
Esalq Sugar (R\$)	115.51	115.38	0.13	R\$/50kg
Esalq Sugar (US\$)	22.58	21.94	0.64	cts/lb
Hydrous Ethanol (NY#11 equiv.)	17.35	16.69	0.66	cts/lb
Anhydrous Ethanol (NY#11 equiv.)	18.85	18.11	0.74	cts/lb
Ethanol/Gasoline in S. Paulo				
Ethanol	4,097	4,095	2.00	R\$/l
Gasoline	5,482	5,388	94.00	R\$/l
Ethanol/Gasoline Parity	74.7%	76.0%	-1%	
Anhydrous from US Parity	-167.79	-179.78	11.99	USD/M3

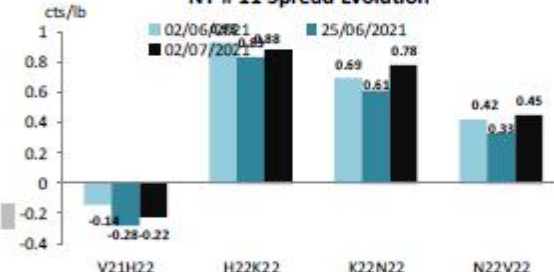
	16-Jul-21	9-Jul-21	Weekly Var.	Unit
India				
S-Grade (Kolhapur)*	30,722	30,650	72	RUP/mt
M-Grade (Kolkatta)*	34,476	34,262	214	RUP/mt

* price does not include GST of 5%

Sugar Market



NY # 11 Spread Evolution



	16-Jul-21	09-Jul	Weekly Var.	Unit
China				
ZCE Front Month	5,514	5,536	-22	RMB/mt
ZCE Front Spread	40	42	-2	RMB/mt
Northern Spot Cash	5,635	5,675	-40	RMB/mt
Southern Spot Cash	5,560	5,565	-5	RMB/mt

	16-Jul-21	9-Jul-21	Weekly Var.	Unit
USA				
No #16	36.25	36.25	0.00	cts/lb
#16/11 Spread	18.54	18.97	-0.43	cts/lb

	16-Jul-21	9-Jul-21	Weekly Var.	Unit
EU				
EU 45s containers	45	45	0.0	\$/mt ov Ldn

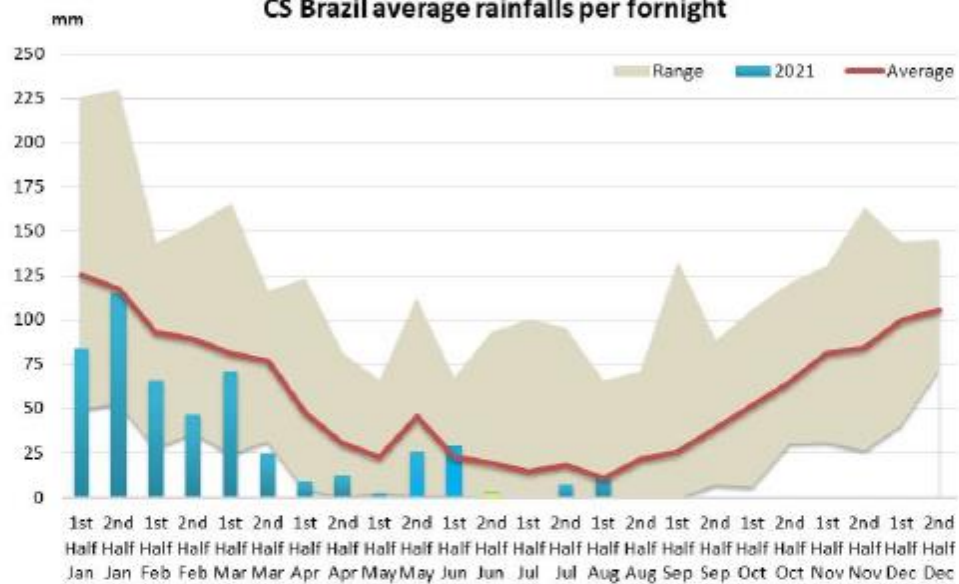
	16-Jul-21	9-Jul-21	Weekly Var.	Unit
Russia				
Price in Krasnodar	570	585	-15.0	\$/m3

Sugar Weekly Report

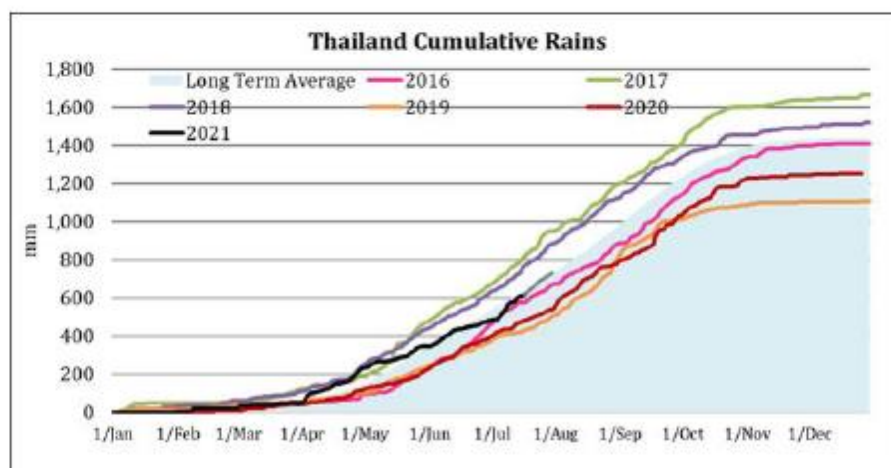


CS Brazil rain:

CS Brazil average rainfalls per fortnight



Thai rain:



Sugar Weekly Report



- **NY Flat Price:** NY#11 sugar market has stopped short term retrenchment and received support with a new fresh wave of frost warning over past weekends. Most active October21 contract was consolidating between 16.80 to 17.20 cts/lb range from Monday to Wednesday, then broke the range on Thursday and closed at 17.71 cts/lb on Friday.



- **NY Spread:** Nearby NY#11 October21/March22 spread continue to trade in range between -0.37 cts/lb to -0.47 cts/lb. Week on week, October21/March22 spread closed marginally higher from -0.38 cts/lb to -0.37 cts/lb.
- **London Market:** London white sugar market continue to follow NY#11 market. London August contract has expired with 73.5k mt refined sugar being delivered from India.
- **COT Report (13/07/2021):** As of last Tuesday, specs net long position reduced their net long position from previous 222k lots to 193.5k lots. Nearby October contract dropped 74 points from 17.84 cts/lb to 17.10 cts/lb during this period. Commercials are buying into it, commercial longs increase 12.4 k lots and commercial shorts bought back 23.2k lots short position.



BULL

- ▶ CS Brazil is potentially going to experience another wave of frost early this week. Minimum temperatures and danger to sugarcane need to be closely monitored.
- ▶ Pakistan's Economic Coordination Committee approved a proposal by the production ministry to import 200,000mt of sugar to build a strategic reserve and stabilise prices.



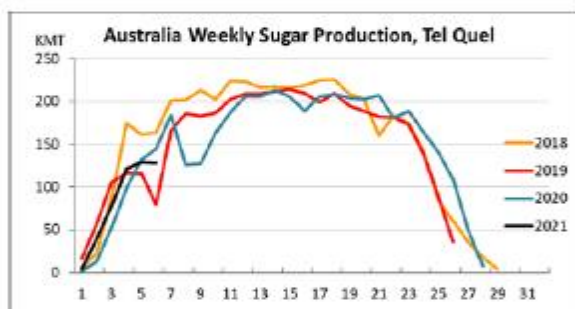
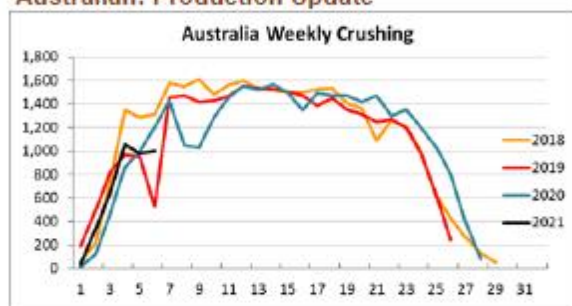
BEAR

- ▶ ISMA released preliminary Indian sugar production forecast. Total sugarcane acreage is estimated to be around 5.455 million hectares in 21/22, which is about 3% higher than 20/21 sugar season's cane area of around 5.288 million ha. 21/22 India Sugar production is expected to be flat around 31 million tonnes against 30.9 in 2020/21, with 3.4 million mt sugar equivalent sugarcane juice being diverted to ethanol production.

Sugar Weekly Report



Australian: Production Update



- ▶ As of 11th July, Australia harvested 4.1 million mt sugarcane. Slightly faster than 2020 and 2019.
- ▶ Australia sugar production reached 500k mt, also slightly higher than 2020 and 2019.
- ▶ Weather forecast shows dry weather is predicted in Queensland over the next two

weeks. It should help mills to accelerate sugarcane crushing.

- ▶ We are currently forecasting Australia to crush 31.5 million mt sugarcane during current season.

The Philippines: Production Update

Current Prod vs Last Year			
	2019/20	2020/21	Var.
Cane(mt)	23,211,426	25,142,292	↑ 1,930,866
Sugar(mt)	2,138,153	2,134,640	↓ - 3,513
Extraction rate	9.21%	8.49%	-0.72%

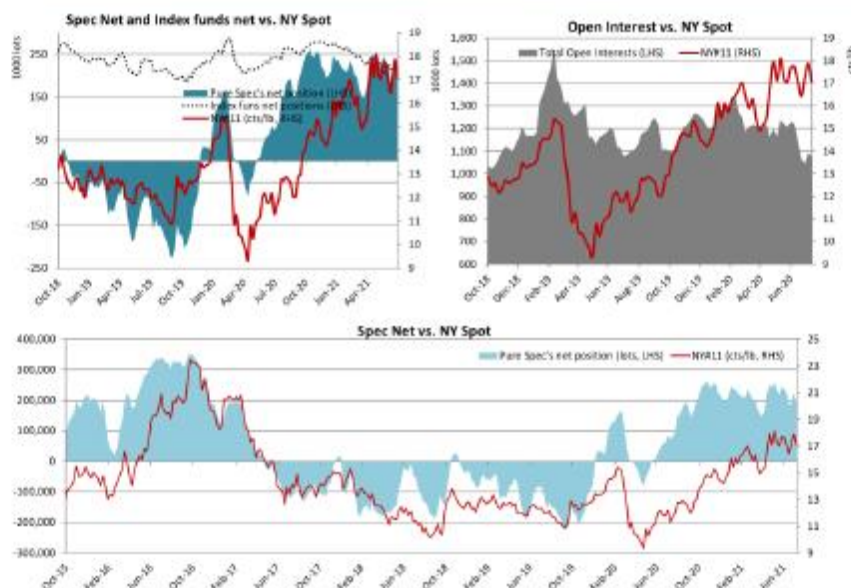
- ▶ The Philippines domestic sugarcane crushing season has been completed. As of 27th Jun, The Philippines domestic sugar production had reached 2.134 million mt, which is similar to same time of last year.
- ▶ The Philippines raws export program to US has been completed. For the 20/21 crop year, The Philippines exported 104k mt raws to US.
- ▶ Since US quota replenishment import program has been announced, The Philippines domestic sugar prices have started to weaken from May'21 onwards. Philippines domestic sugar price now remain around 1,600 Peso/Lkg .

Sugar Weekly Report



COT RECAP

Date	Spot Price	Specs net positions (i)-(ii)	Specs gross longs (i)	Specs gross shorts (ii)	Index traders net positions	Commercials net positions (iii)-(iii)	Commercials gross longs (iii)	Commercial gross shorts (iii)	OI
25/05/2021	17.04	216,943	293,476	76,533	224,790	-441,732	358,990	800,722	1,206,010
01/06/2021	17.69	244,102	318,540	74,438	214,534	-458,636	357,152	815,788	1,227,921
08/06/2021	17.71	237,946	314,595	76,649	203,413	-441,359	359,504	800,863	1,223,131
15/06/2021	17.05	220,220	301,921	81,701	226,338	-446,558	328,067	774,625	1,139,139
22/06/2021	16.43	184,912	272,686	87,774	215,165	-400,077	306,823	706,900	1,065,849
29/06/2021	17.23	190,419	271,458	81,039	217,145	-407,564	285,426	692,990	1,045,294
06/07/2021	17.87	222,875	293,218	70,343	222,845	-445,719	289,664	735,383	1,093,942
13/07/2021	17.08	193,554	274,916	81,362	216,505	-410,059	302,119	712,178	1,077,341
Lastet Change	-0.79	-29,321	-18,302	11,019	-6,340	35,660	12,455	-23,205	-16,601



Wilmar Grower Marketing Team

PJ Gileppa 0437 297 978
Yolanda Hansen 0439 002 240
Shirley Norris 0437 803 019

Franco Zaini 0419 476 770
Angus McKerrow 0419 238 536
Menno Bokma 0437 669 118

IMPORTANT NOTICE

This report is compiled or derived from data and reports received by Wilmar Sugar Australia from a multitude of sources. While the data and reports reproduced above are prepared in good faith and with due care, Wilmar Sugar Australia is not in a position to verify all data or reports it receives. No responsibility is therefore accepted by Wilmar Sugar Australia for any inaccuracies or errors in this Report. Nor does Wilmar Sugar Australia purport or intend in this report to give to recipients any financial or commodity trading or recommendations.

Information in this report may contain projections and forward looking statements that reflect Wilmar and Wilmar Sugar Australia's current views with respect to future events and financial performance. These views are based on current assumptions which are subject to various risks and which may change over time. No assurance can be given that future events will occur, that projections will be achieved, or that Wilmar and Wilmar Sugar Australia's assumptions are correct. Actual results may differ materially from those projected.

This report does not constitute or form part of any opinion or any advice to sell, or any solicitation of any offer to purchase or subscribe for, any shares nor shall it or any part of it nor the fact of its report form the basis of, or be relied upon in connection with, any contract or investment decision.

Kalamia Cane Growers Organisation Services Offered to Members and Non-Members



**KCGO in partnership with
Chevron Australia Downstream Fuels P/L
are proud to provide
Bulk Fuel and Lubricant services
to KCGO Members & Non-Members
of the Burdekin Region.
Call now to take advantage
of our discounted pricing.**

**Credit Card payment options available to
KCGO Members only**



**KALAMIA CANE
GROWERS
ORGANISATION
LIMITED (KCGOL)
&
KALAGRO LIMITED**

Located at:

140 Young Street, AYR

Office Hours:

Monday – Friday
8.30am – 4.30pm

Postal Address:

PO Box 597, AYR QLD 4807

Phone:

07 47 8313 12

Email:

admin@kalagro.com.au

Web:

www.kalagro.com.au

Facebook:

KalamiaCaneGrowersOrg
Ltd



KCGO PROVIDES PAYROLL SERVICES

Service offered to KCGO Members & Non-Members

- Wages Preparation – Fair Work ATO & STP Compliancy
- Superannuation
- End of Financial Year Processing
- WorkCover – Premiums & Claims Assistance



BAS agent
25954836

Payroll Manager
Jacki Kratzmann

KCGO PAYROLL SERVICE CHARGES

Members

\$12.20 (incl GST) per Payslip

Non-members

\$14.15 (incl GST) per Payslip

All Clients

\$20.25 (incl GST) End of Financial Year Processing (per Employee)

Harvest Invoice Services



PREPARATION OF WEEKLY HARVEST INVOICE CHARGES

Service offered to KCGO Members & Non-Members

Members:

\$12.20 (incl GST) per Invoice

Non-members:

\$14.15 (incl GST) per Invoice

Postage Charges:

\$1.10 per Env.

Delivery Options:

- Invoices emailed
- posted
- KCGO office pickup option