



**KALAMIA CANE GROWERS  
ORGANISATION LTD**

# Weekly Web Round Up

*Friday, 30<sup>th</sup> July 2021*

Kalagro Fuel Price

**DIESEL - \$1.33507 including GST**

**UNLEADED - \$1.41105 including GST**

**Fuel Delivered – Monday - Friday**

# Contents List

1. Wilmar Weekly Equity Summary - Crush Week 7
2. Wilmar Weekly Variety Summary - Crush Week 7
3. Wilmar Production Report – Crush Week 7
4. QSL Information Brief – 26<sup>th</sup> July 2021
5. ACFA E-Newsletter – 23<sup>rd</sup> July 2021
6. QFF – 10 Things to Know – 26<sup>th</sup> July 2021
7. Wilmar Burdekin Grower Update
8. Wilmar Budget vs Actual – Crush Week 7
9. Wilmar Burdekin Grower Update #2
10. Wilmar Sugar Weekly Update









# 1. Wilmar Weekly Equity Summary – Crush Week 7

## - Posted – 26/07/21

### KALAMIA MILL

#### Harvest Equity Bin Allotments Summary

Harvest Group	Orig Est	Adjusted Est	Tonnes Week	Tonnes STD	Tonnes Remains	% Delivered	%Diff	%ActOrig	%ActLa test	Bin Allot Orig	Bin Allot Current	WeekBinWt	RollBinWt	Tonnes Allotment Current
Kalamia	1,638,339	1,626,721	69,484	485,478	1,141,243	29.94								
206-DOWSON HARVESTI	129,819	129,736	5,562	38240.84	91,495	29.48	-0.46	101.90	101.90	172	166	6.39	6.50	1,076
250-ZSUSPENSE	4,529	4,529	0	0	4,529	0.00	-29.94	0.00	0.00	37	56	5.74	5.74	323
301- MUGUIRA	30,925	31,457	1,491	9434.6	22,022	29.99	0.05	105.41	105.41	82	81	6.21	6.33	512
310-G TUFFIN	41,267	41,433	2,115	12973.48	28,459	31.31	1.37	106.77	106.77	82	76	6.61	6.59	499
313-M SARTORI	69,115	69,799	2,790	20724.98	49,074	29.69	-0.25	106.29	106.29	109	108	6.34	6.41	691
320-J NIELSON	73,009	70,722	3,440	20564.7	50,157	29.08	-0.86	95.36	95.36	115	114	6.32	6.20	706
321-J SOUTHERN	76,839	75,977	3,325	23353.78	52,623	30.78	0.84	97.63	90.18	122	119	6.23	6.23	741
323-KIEHNE GUY FARM	72,008	71,538	2,972	21168.78	50,369	29.99	0.05	101.66	101.66	114	110	6.32	6.44	709
330-S BAPTY	58,712	57,290	2,467	16591.18	40,699	28.96	-0.98	92.32	92.32	93	93	6.11	6.14	573
333-FIAMINGO HARVES	98,244	95,933	3,557	28689.33	67,244	29.91	-0.03	95.04	95.04	155	132	7.27	7.19	947
341-M OLSEN	67,744	70,323	3,341	20112.63	50,210	28.60	-1.34	108.24	101.46	107	104	6.93	6.77	707
342-BONANNO BROS	58,815	57,230	1,991	17035.62	40,195	29.77	-0.17	92.45	92.45	93	84	6.84	6.76	566
353-KILRIE ROAD CON	80,285	79,468	3,292	24361.2	55,107	30.66	0.72	97.00	97.00	127	126	6.43	6.14	776
361-J KELLY	146,718	146,084	6,772	44665.84	101,418	30.58	0.64	99.65	99.65	194	178	6.80	6.72	1,193
373-M SCUDERI	98,557	97,409	3,384	29215.04	68,194	29.99	0.05	98.00	98.00	156	144	6.36	6.69	960
380-C MINUZZO	90,077	88,605	4,017	25683.39	62,921	29.82	-0.12	98.11	98.11	142	130	6.88	6.84	886
383-PIRRONE 1	37,027	36,885	1,359	11835.38	25,050	32.09	2.15	99.77	99.77	146	138	6.18	6.46	895
391-C QUAGLIATA	101,712	100,251	4,458	29708.62	70,542	29.63	-0.31	96.67	96.67	161	144	6.83	6.92	994
399-SUSPENSEZ	0	0	0	0	0	0.00	-29.94	0.00	0.00	0	0	5.00	5.00	0
303-LAIDLOW	87,034	87,509	3,946	25605.06	61,904	29.26	-0.68	101.01	101.01	138	136	6.40	6.39	872
332-ELSMAC HARVESTI	84,317	84,150	3,475	25501.31	58,649	30.30	0.36	100.07	100.07	133	126	6.51	6.54	826
395-M AHERN	65,865	65,814	3,288	21385.24	44,429	32.49	2.55	100.07	100.07	131	123	6.37	6.34	779
364-SHERLOCK	23,680	24,268	818	6914.16	17,354	28.49	-1.45	109.31	109.31	93	100	5.76	6.20	620
343-MEDHURST HARVES	42,043	40,311	1,624	11712.86	28,598	30.33	0.39	92.65	92.65	84	78	6.40	6.40	502

### INKERMAN MILL

#### Harvest Equity Bin Allotments Summary

Harvest Group	Orig Est	Adjusted Est	Tonnes Week	Tonnes STD	Tonnes Remains	% Delivered	%Diff	%ActOrig	%ActLa test	Bin Allot Orig	Bin Allot Current	WeekBinWt	RollBinWt	Tonnes Allotment Current
Inkerman	1,751,543	1,772,929	49,336	399,544	1,373,385	22.59								
402-CANNAVAN	78,271	78,738	1,977	18007.32	60,731	22.87	0.28	98.51	97.90	121	113	7.01	6.70	759
403-MILBURN 2	13,422	13,505	202	2034.66	11,470	15.07	-7.52	101.38	101.38	52	58	5.60	6.19	358
407-CJ-ACT	0	0	0	0	0	0.00	-22.59	0.00	0.00	0	0	6.14	6.14	0
409-CONTONIS	85,729	84,772	1,741	20933.79	63,838	24.69	2.10	96.67	96.67	133	124	6.22	6.44	798
410-BONANNO	62,980	63,991	1,346	17184.67	46,806	26.85	4.26	105.72	104.42	97	90	6.56	6.50	585
412-MARANO G	61,272	64,865	2,553	14009.73	50,855	21.60	-0.99	122.34	107.36	95	98	6.65	6.48	636
413-AHC	59,613	57,577	1,405	11795.48	45,781	20.49	-2.10	103.64	100.99	92	83	6.89	6.90	572
414-LOIZOU	58,538	58,661	1,561	13560.97	45,100	23.12	0.53	103.58	103.58	113	108	6.91	6.54	705
415-MILBURN 1	32,806	32,484	450	8243.98	24,240	25.38	2.79	97.74	97.74	84	76	6.82	6.68	505
419-ACHURRA	23,733	23,906	1,013	3838.88	20,067	18.88	-3.71	115.16	115.16	61	62	6.66	6.75	418
420-BOCCO HARVESTIN	58,263	60,412	2,424	11819	48,593	19.56	-3.03	99.39	92.81	90	99	5.97	6.11	607
421-DOWNRIVER HARVE	82,445	80,565	2,721	19286.66	61,278	23.94	1.35	95.79	95.79	128	113	6.78	6.78	766
424-CASSIDY CREEK H	98,654	96,981	2,513	23903.8	73,077	24.65	2.06	95.79	93.48	153	138	6.35	6.64	913
426-BETTERIDGE	73,680	74,559	1,148	17167.45	57,391	23.03	0.44	101.44	101.44	114	98	7.18	7.34	717
427-MANN	76,301	85,438	1,915	18514.42	66,924	21.67	-0.92	115.17	98.44	118	127	6.56	6.61	837
428-DALE	79,565	78,922	2,348	16722.14	62,200	21.19	-1.40	101.63	100.24	123	106	7.16	7.32	778
429-SIRO HARVESTING	56,829	57,267	965	9790.82	47,476	17.10	-5.49	103.19	103.19	110	114	6.52	6.51	742
430-M & K HARVESTIN	58,553	56,985	1,794	11579.13	45,406	20.39	-2.20	92.82	92.82	91	86	6.46	6.63	568
431-S BETTERIDGE2	16,328	15,382	0	3398.56	11,983	22.10	-0.49	91.85	92.80	128	117	6.39	6.41	749
432-FOWLER	44,374	44,082	921	9757.61	34,325	22.13	-0.46	101.79	100.77	86	84	6.39	6.37	536
433-SGROI	64,232	63,910	1,213	13651.7	50,258	21.36	-1.23	97.69	97.69	124	125	6.12	6.28	785
434-WRHC 1	31,135	31,535	873	7277.91	24,257	23.08	0.49	105.81	105.81	122	118	6.42	6.44	758
435-ROSSATO	38,141	38,717	500	8172.22	30,545	21.11	-1.48	97.35	97.35	74	75	6.41	6.37	477
436-POPULIN 2	35,600	35,730	1,153	9547.64	26,182	26.72	4.13	102.64	102.64	91	84	6.78	6.48	545
437-GA & RL HARVEST	78,630	84,570	3,306	19706.14	64,864	23.30	0.71	103.60	100.14	122	116	6.86	6.97	811
438-WRHC 2	27,845	28,021	960	6071.22	21,950	21.67	-0.92	103.77	100.76	109	104	6.62	6.60	686
439-POPULIN 1	20,895	21,882	1,138	4998.14	16,884	22.84	0.25	106.97	105.73	82	77	6.86	6.85	528
441-MACELROY	117,781	117,128	3,195	22400.89	94,727	19.13	-3.46	98.95	98.94	152	139	7.01	7.11	987
442-BERRYMAN	37,385	36,677	1,200	7893.6	28,783	21.52	-1.07	93.08	95.21	96	92	6.52	6.52	600
443-BERRYMAN 2	33,446	33,646	909	7214.66	26,431	22.24	-0.35	103.58	103.58	131	125	6.10	6.61	826
446-TA POLI	72,992	72,877	1,877	19960.08	52,917	27.39	4.80	104.00	103.50	113	98	6.90	6.78	661
450-EXTRAS	0	0	0	0	0	0.00	-22.59	0.00	0.00	0	0	6.00	6.00	0
444-CHAPMAN	72,107	79,143	4,017	21100.53	58,043	26.66	4.07	133.65	105.22	112	140	4.88	5.19	726

INVICTA MILL

Harvest Equity Bin Allotments Summary

Harvest Group	Orig Est	Adjusted Est	Tonnes Week	Tonnes STD	Tonnes Remains	% Delivered	%Diff	%ActOrig	%ActLat est	Bin Allot Orig	Bin Allot Current	WeekBinW t	RollBinWt	Tonnes Allotment Current
Invicta	3,093,964	3,083,578	137,110	960,779	2,122,799	31.16								
101-PILLA	100,331	96,879	4,597	31506.9	65,372	32.52	1.36	95.76	97.75	119	109	6.26	6.38	695
103-PIEROTTI	65,222	61,422	2,897	19086.08	42,336	31.07	-0.09	98.71	102.00	109	94	6.33	6.74	632
107-STOCKHAM HUSTON	213,066	210,272	9,216	64625.97	145,646	30.73	-0.43	99.89	99.74	253	230	6.59	6.73	1,549
112-JENSEN HARVESTI	127,352	127,728	5,224	39180.43	88,548	30.67	-0.49	100.97	100.97	151	147	5.82	6.41	942
113-GREENACRES	141,925	141,811	7,012	43241.46	98,570	30.49	-0.67	103.78	102.11	169	173	6.11	6.06	1,049
114-SISL	101,636	106,689	4,714	31520.12	75,169	29.54	-1.62	110.06	103.08	170	165	6.89	6.81	1,122
116-JERONA	102,888	101,528	4,904	33433.04	68,095	32.93	1.77	99.44	100.99	172	150	6.76	6.77	1,016
117-ROCKS	90,783	91,259	3,749	28112.24	63,147	30.80	-0.36	101.72	98.29	152	149	6.35	6.34	942
120-UPPER HAUGHTON	104,109	103,914	4,625	30168.23	73,746	29.03	-2.13	101.30	104.94	124	135	5.90	5.79	785
121-BOHLE	115,398	113,223	4,506	34344.9	78,878	30.33	-0.83	100.02	98.49	137	129	6.31	6.50	839
125-OAKY HARVESTING	230,558	229,844	9,339	70491.12	159,353	30.67	-0.49	102.32	102.73	386	417	5.48	5.70	2,378
129-STOCKHAM ROAD H	153,531	157,163	7,196	49415.72	107,747	31.44	0.28	106.42	103.30	182	192	6.06	5.98	1,146
130-MIO G	323,142	319,873	15,379	101157.88	218,715	31.62	0.46	100.48	101.46	384	421	5.35	5.53	2,327
140-HAUGHTON SUGAR	121,442	119,034	5,324	39197.68	79,836	32.93	1.77	98.35	100.89	203	189	6.50	6.31	1,192
142-MONA PARK HARVE	75,820	74,138	3,194	22848.68	51,290	30.82	-0.34	98.98	98.98	127	121	6.47	6.35	766
145-KELLY HARVESTIN	108,965	110,218	4,586	34040.86	76,177	30.88	-0.28	104.57	103.95	151	144	6.53	6.55	940
148-DALSANTO	101,647	102,123	4,873	31302.94	70,820	30.82	-0.34	106.09	106.09	170	168	6.73	6.29	1,057
150-RAPISARDA	215,430	224,040	10,296	72157.22	151,883	32.21	1.05	104.16	98.50	360	348	6.63	6.51	2,267
152-MULGRAVE HARVES	118,010	120,629	4,469	35622.98	85,006	29.53	-1.63	100.92	97.90	164	184	5.69	5.69	1,049
153-HESP	86,716	81,850	3,565	26389.24	55,461	32.24	1.08	93.09	97.04	145	127	6.46	6.50	828
157-MITCHELL ROAD H	112,160	111,523	5,299	35851.45	75,672	32.15	0.99	105.81	96.61	188	171	6.68	6.59	1,129
171-JULMAR HARVESTI	74,406	74,022	3,331	22686.23	51,336	30.65	-0.51	104.41	103.33	124	119	6.52	6.43	766
172-WYBURG 2B	96,807	94,461	4,131	29780.11	64,681	31.53	0.37	100.15	100.15	115	101	6.91	6.80	688
173-CERVONI	97,446	96,275	4,140	29999.66	66,275	31.16	0.00	100.49	105.68	163	145	6.85	6.82	989
199-SUSPENSE	0	0	0	0	0	0.00	-31.16	0.00	0.00	0	0	5.30	5.30	0
102-SCARABEL	15,174	13,659	544	4617.65	9,041	33.81	2.65	86.25	93.67	64	57	5.67	5.86	335
999-ZZFORREMOVAL	0	0	0	0	0	0.00	-31.16	0.00	0.00	0	0	6.00	6.00	0


PIONEER MILL

Harvest Equity Bin Allotments Summary

Harvest Group	Orig Est	Adjusted Est	Tonnes Week	Tonnes STD	Tonnes Remains	% Delivered	%Diff	%ActOrig	%ActLat est	Bin Allot Orig	Bin Allot Current	WeekBinW t	RollBinWt	Tonnes Allotment Current
Pioneer	1,605,983	1,586,887	87,317	521,206	1,065,681	32.85								
212-THE ROCKS FARM	215,930	227,234	11,592	74325.69	152,908	32.71	-0.14	114.90	101.76	450	508	4.70	4.78	2,427
214-MIO	85,430	83,695	4,894	28583.1	55,112	34.15	1.30	99.84	100.09	178	164	5.49	5.33	875
215-P RONCATO HARVE	81,354	78,789	4,109	26195.23	52,594	33.25	0.40	93.81	96.34	169	179	4.62	4.66	835
216-QUAGLIATA	64,553	68,435	3,584	23261.1	45,174	33.99	1.14	110.24	101.80	134	143	5.11	5.02	717
217-SISL2	83,189	81,954	4,482	27066.41	54,888	33.03	0.18	92.79	94.10	173	158	5.41	5.53	871
225-COLEVALE	77,738	76,878	4,504	25387.62	51,491	33.02	0.17	98.98	98.98	162	157	5.32	5.22	817
226-LANDO (SHEEPSTA	70,270	69,083	3,880	22206.71	46,877	32.16	-0.69	92.29	92.29	146	135	5.53	5.53	744
227-MINUTI	76,285	74,458	4,309	23863.48	50,595	32.05	-0.80	95.25	95.25	159	161	5.08	4.98	803
228-CASTELANELLI	79,452	77,857	4,055	25263.2	52,594	32.45	-0.40	95.70	95.70	166	168	4.96	4.98	835
229-MCLAUGHLIN	24,884	25,110	1,530	8136.07	16,974	32.45	-0.40	102.87	102.87	87	90	4.87	4.95	447
231-VIERO	96,041	96,338	5,128	30156.69	66,181	31.30	-1.55	94.81	93.43	167	169	5.13	5.15	871
233-BUGEJA	91,497	90,046	4,447	30875.56	59,170	34.29	1.44	94.54	93.38	191	180	5.15	5.22	939
234-PIRRONE	57,388	56,605	2,957	18765.29	37,840	33.15	0.30	97.02	97.02	151	136	5.38	5.44	742
239-SRA	2,319	2,533	244	1359.62	1,173	53.68	20.83	118.62	118.62	12	12	3.93	3.89	47
243-HOEY	102,097	91,401	5,854	28851.51	62,550	31.57	-1.28	91.84	92.66	213	209	4.83	4.76	993
245-DEZOLT	100,134	98,295	5,970	31087.69	67,207	31.63	-1.22	96.84	98.74	209	198	5.51	5.38	1,067
246-MILLER	77,398	76,569	4,681	23232.03	53,246	30.46	-2.39	103.79	103.79	161	176	4.88	4.81	845
247-SPENCE	100,016	99,102	5,245	33826.15	65,276	34.13	1.28	92.01	88.43	174	154	5.59	5.59	859
248-CURRO	120,009	112,506	5,854	38671.68	73,834	34.37	1.52	95.87	98.78	250	232	5.32	5.05	1,172
250-ZSUSPENSE	0	0	0	0	0	0.00	-32.85	0.00	0.00	0	0	5.74	5.74	0

Mill : PIONEER			VARIETY SUMMARY										Prepared: 11:09 AM Sun 25-Jul-2021					
dbp453: DL 09																		
2021 season: Std wk 21 Week 7 ending 24-Jul-21													Report Name: FULL REPORT					
													Page: 6					
Variety	< - -	One Year	- t o n n e s -	< - -	> - -	%	Avg	Bin	<-----	CCS	-----	<--- Purity	---	Cane	%	Mud		
Code Name	Plant	Ratoon	Total	Plant	Ratoon	Total	Total	Supply	1-Yr	S/O	Total	1-Yr	S/O	EM		Index		
=====																		
200 Q240	32739	12473	45212				45212	50.0	5.26	14.90								
178 Q0228	3981	14619	18600				18600	20.5	5.10	14.10	14.90	88.2				2.2		
143 Q183	1724	11216	12940				12940	14.3	4.84	15.21	14.10	86.8				3.4		
163 Q208	5507	1085	6593				6593	7.3	5.18	14.52	15.21	88.8				3.0		
190 Q232	3839	2253	6093				6093	6.7	4.63	14.72	14.52	87.3				2.1		
218 WSR17	101	526	628				628	0.7	4.93	14.33	14.72	87.3				2.8		
6 Experime	243		243				243	0.2	4.11	14.33	14.33	84.6				2.0		
211 SRA8							243	0.0	4.36	12.68	14.33	85.4				2.3		
	17	17					17				12.68	83.0				2.3		
=====																		
TOTAL	48138	42191	90330				90330	100.0	5.10	14.72	14.72	87.8				2.6		

### 3. Wilmar Production Report – Crush Week 7 – Posted – 26/7/21

Weekly production figures					
Burdekin region mills Week 7, ending 24 July 2021					
Cane crushed		This week		Season to date	
Invicta		144,378		977,865	
Pioneer		90,331		526,873	
Kalamia		66,993		477,703	
Inkerman		50,559		386,546	
Burdekin		352,261		2,368,987	
CCS					
Invicta		14.62		13.92	
Pioneer		14.75		13.98	
Kalamia		14.30		13.58	
Inkerman		13.62		13.32	
Burdekin		14.45		13.77	
Weekly variety performance for region					
Variety	%	CCS	Variety	%	CCS
Q240	44	14.73	Q183	10	14.10
KQ228	25	14.14	Q208	7	13.97
Q232	11	15.04			
Comments:					
Throughput for the Burdekin mills in week seven was down with just over 350,000 tonnes of cane processed.					
The below-budget result was mainly due to superheater tube failures in Inkerman Mill's No.1 boiler, which resulted in about 50 hours of lost time.					
The stops were caused by chemical carry-over from the boiler feedwater into the steam circuit.					
All Inkerman burnt cane was processed before the factory was shut down on Saturday night, to enable work teams to carry out detailed investigations and corrective actions.					
Average weekly CCS was 14.45. This was again well above budget thanks to the dry cool conditions.					
The highest CCS sample was 17.8 from a rake of Q240 plant cane in the Invicta Mill area.					
John Tait Cane Supply Manager Burdekin Region					
					

## 4. QSL Information Brief – 26th July 2021 – Posted – 26/7/21



- **Final 2020-Season Advance payment**

The final QSL Advance payment for the 2020 Season was made last week to all QSL growers except those in Mackay milling districts. Unfortunately Mackay Sugar on Thursday advised that due to technical issues they cannot provide the data required for Mackay growers' final 2020-Season QSL payment until 29 July. This means that the final 2020-Season payment for these growers has been delayed until Friday, 30 July.

- **New GST arrangements – Wilmar districts**

QSL's new simplified GST arrangements for our growers in Wilmar milling districts are now in place. As part of this change, these growers are now also receiving improved statements incorporating a Tax Summary section highlighting the key QSL figures for their bookwork. For a quick tour of the new statement and its key features, watch the video [here](#).

- **Staff departure**

QSL General Manager Operations Damian Ziebarth recently finished with the business due to ill health. Damian made an extraordinary contribution to QSL during his nine years at the helm of QSL Operations and played a key role in transforming the way QSL approaches workplace health and safety. The entire QSL team wishes Damian a speedy and full recovery, and thanks him sincerely for his dedication, friendship and hard work. Recruitment for the GM Operations role is underway, with Dean O'Brien currently acting in this role.

- **Committed pricing levels**

As of 1 July 2021, QSL growers have been able to access additional GEI tonnage to price in the 2023 and 2024 Seasons, with committed pricing levels now as follows:

2021 Season	2022 Season	2023 Season	2024 Season
70%	70%	70% (20% increase)	50% (10% increase)

To access QSL pricing, you must first have a GEI Sugar Marketing nomination in place for the season in question. See your local QSL team for details or help with the nomination process.

- **QSL video market update**

Watch QSL's latest video market update [here](#).

If members have any questions in regards to the above, please don't hesitate to get in contact with:

- Russell Campbell - Grower Relationship Manager – 0408 248 385
- Kristen Paterson - Grower Relationship Officer– 0438 470 235
- Rebecca Love – Grower Relationship Officer – 0429 054 330 (Mon-Wed)

### **Rebecca Love**

Grower Relationship Officer - Burdekin

Mobile 0429 054 330

[rebecca.love@qsl.com.au](mailto:rebecca.love@qsl.com.au)

[www.qsl.com.au](http://www.qsl.com.au)





# ACFA E-Newsletter

23 July 2021



## SUGAR INDUSTRY

### Wilmar Sugar to commemorate 100 years of operation at its Invicta Mill

20 July 2021 | North Queensland Register

Wilmar Sugar is set to commemorate 100 years of operation at its Invicta Mill, with a full day of celebrations scheduled in August.

The Invicta Mill, near the town of Giru, will be marking this milestone on August 19 with a barbeque breakfast for employees, followed by a community night at Giru's Brolga Park featuring a licensed bar, live entertainment, pop up food trucks and amusements for the kids.

Production superintendent at the Invicta Mill, James Wallace said an official ceremony would also be held at the entrance to the mill site from 10am, with a morning tea provided at which time the retired 12-tonne Invicta locomotive would be dedicated and left on permanent display outside the mill.

Mr Wallace said the mill had a special relationship with the town of Giru and it was hoped all of the community would come out to help celebrate the Centenary. [More...](#)



[Weekly Update](#)  
[Market Update](#)  
[Market Snapshot](#)

QSL Pool Prices, Shared Pool Values & Advances:

- [Bundaberg Sugar & Isis](#)
- [Far Northern Milling](#)
- [Mackay Sugar](#)
- [MSF Sugar](#)
- [Tully Sugar](#)
- [Wilmar Sugar](#)



### Three things with Russell Campbell

19 July 2021 | QSL

[Click here](#) for the three things you need to know this week, with QSL Grower Relationship Manager (Burdekin & Herbert River) Russell Campbell.



### Job Opportunity: Field Extension Officer

Innisfail Babinda Cane Productivity Services

Innisfail Babinda Cane Productivity Services (IBPCS) is located across the Innisfail and Babinda region and is looking to employ a Field Extension Officer to deliver technical agronomic support to sugarcane growers. The role involves delivering targeted agronomic advice to improve productivity and profitability outcomes for growers across all aspects of the sugarcane production system. [More...](#)

### Project wraps up but YCS mysteries remain

21 July 2021 | Mirage News

Industry scientists and growers have worked on the mystery of Yellow Canopy Syndrome (YCS) since it first appeared in 2012 but despite all the effort, major questions remain and more work is needed.

YCS has spread to most of Queensland's sugarcane districts and sometimes the symptoms are so severe, it has a big impact on a growers' cane yield and therefore income. [More...](#)

### Gene editing poised to spark innovation in herbicide- and disease-resistant sugar cane

US | 22 July 2021 | Genetic Library Project

Sugarcane is one of the most productive plants on Earth, providing 80 percent of the sugar and 30 percent of the bioethanol produced worldwide. Its size and efficient use of water and light give it tremendous potential for the production of renewable value-added bioproducts and biofuels. [More...](#)

### What is bioenergy?

21 July 2021 | Canstar

As the spotlight continues to shine on the benefits of renewable energy, so too does the different types of renewables on offer. While bioenergy is by no means a new source of power, it is by far the slowest coming in its development, leaving many of us unsure of how it works, how much it costs and its environmental benefits. With green energy a major talking

point of late, it's important for consumers to understand where the electricity powering their homes comes from. With this in mind, Canstar Blue has put together a guide, sharing everything you need to know about bioenergy in Australia. [More...](#)

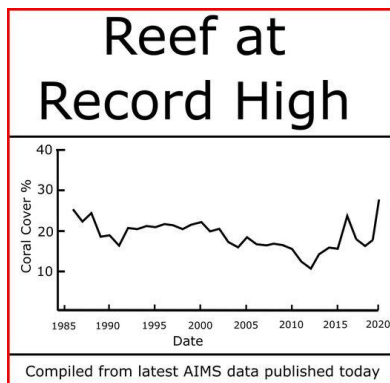


## Great Barrier Reef in 'recovery' but experts say progress will be threatened by climate-related disturbances

19 July 2021 | ABC

The Great Barrier Reef is experiencing a rare window of recovery due to a break in weather and bleaching events according to the latest observations from marine scientists.

According to the Australian Institute of Marine Science's Annual Summary Report on Coral Reef Condition, which was released today, conditions have been relatively good for coral recovery during 2020-21. [More...](#)



## Coral Reef Cover

19 July 2021 | Dr Peter Ridd

I've posted the coral cover data for a couple of regions of the reef over the last month, and finally AIMS has gone public with a statement released by environment minister Susan Ley associated with UNESCO's intention to list the reef as "endangered."

AIMS list the northern, central and southern regions as having 27%, 26% and 39% coral cover respectively. Normalising this for the number of reefs surveyed in each section (54, 53 and 30 reefs respectively), this produces a total average coral cover for the GBR of 28%. [More...](#)



## AGRICULTURE

### Stay safe during National Farm Safety Week

21 July 2021 | QFF



Agriculture is one of the most dangerous sectors to work in due to the combination of hazards including heavy plant and machinery, chemicals, noise, dust, sun and heat exposure, working with animals, alone or in remote locations. According to Safework Australia, factors including long days, little sleep and multiple jobs contributed to 131 injuries and 58 fatalities on Australian farms in 2020. While weather events, family responsibilities, market fluctuations and natural disasters take their toll mentally, with suicide rates are 50 per cent higher in rural communities compared to major cities. [More...](#)

- [Children account for 15 per cent of Australian farm deaths, says AgHealth study](#) | ABC
- [Farm Safety Week: Ag vehicles need space](#) | Queensland Country Life

## Northern Territory's biggest date farm records largest-ever harvest

21 July 2021 | ABC

Over the past four months, the Northern Territory's largest date farm has picked its biggest ever haul of dates, which luckily lined up with the Islamic festival of Ramadan, leading to record sales.

The Desert Fruit Company's Tamara Date Farm, 60 kilometres south-east of Alice Springs, picked more than 20 tonnes from its 700 palms for its 2021 season. [More...](#)



- [Record-busting crops are on the cards](#) | Farm Weekly

## New focus on safe farms

19 July 2021 | Queensland Country Life

Today as you read this, there is no more dangerous workplace in Australia than a farm.

Not an underground mine, an explosives factory, or even a COVID-19 emergency ward. Think about that for a minute.

More than one in five workers who died at work, worked in agriculture. We make up just 2.6 per cent of the Australian workforce but account for 21pc of workplace deaths. [More...](#)



## Scientists hand-pick genes for disease-resistant crops

19 July 2021 | Grain Central

Researchers from The University of Western Australia (UWA) have developed tools to identify plant genes resistant to disease-causing fungi and deploy them to create more resistant crops.

It could lead to more productive harvests and reduce the need for farmers to apply fungicide to canola crops, a major export industry for Australia. [More...](#)

## John Deere removes ongoing costs to use JDLink service

16 July 2021 | Queensland Country Life

Farmers running modern John Deere machinery will have more money in their back pocket this year, with John Deere announcing it has removed ongoing costs for its JDLink service.

JDLink is a digital service that collects agronomic and machine data and transfers it to the John Deere Operations Center. [More...](#)

- [Right to repair reviews a hot topic in United States and Australia](#) | Farm Weekly

## Keeping farmers rolling at key times

20 July 2021 | Farm Weekly

The "right to repair" is an important issue for Australian agriculture, and it is necessary to hear the views of all industry stakeholders.

The Australian Competition and Consumer Commission (ACCC) and Productivity Commission recently held inquiries into the issue, and these have been a chance for a range of views to be presented. [More...](#)



## A new online source for biosecurity resources

Australian Government

We are excited to introduce [biosecurity.gov.au](https://biosecurity.gov.au), a new national biosecurity website to support you in finding the biosecurity information you need.

Australia's biosecurity system is vital for safeguarding our primary industries, environment and communities. Together with state and territory governments, industry and non-government agencies, we have developed this new website to bring together existing biosecurity resources. [More...](#)

# CRUSH STATISTICS

## 2021



Week	Mill	Crush (t)	%CSS	
Date		STD	Week	STD
18 Jul 2021	Mossman	15,614		
18 Jul 2021	Tableland	189,135	14.24	13.67
18 Jul 2021	Mulgrave	220,028	11.07	11.03
18 Jul 2021	South Johnstone	146,903	10.74	10.96
23 Jul 2021	Tully	497,980	12.70	12.40
17 Jul 2021	Victoria	322,920		
17 Jul 2021	Macknade	143,910	12.16	12.05
17 Jul 2021	Invicta	833,497	14.48	13.80

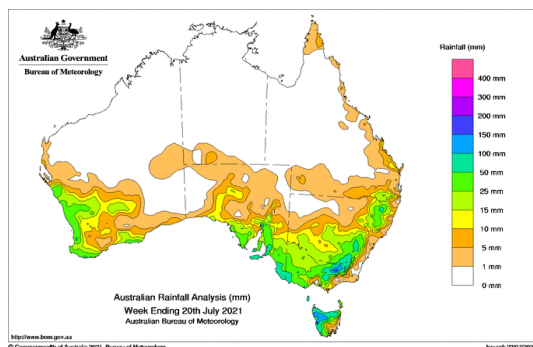


17 Jul 2021	Pioneer	436,426	14.38	13.82
17 Jul 2021	Kalamia	410,693	14.09	13.46
17 Jul 2021	Inkerman	335,987	13.86	13.27
17 July 2021	Proserpine	169,609	13.66	13.63
18 Jul 2021	Mackay	915,190	13.13	12.59
17 July 2021	Plane Creek	253,634	13.49	12.75
18 Jul 2021	Bundaberg	132,318	13.17	12.92
	Isis			
	Maryborough			
	Rocky Point			
18 Jul 2021	Harwood	102,633	10.39	10.94
18 Jul 2021	Broadwater	136,297	11.10	11.28
18 Jul 2021	Condong	65,977	11.06	10.89

## WEATHER AND CLIMATE

### Weekly Rainfall Update

for 7 days to 9 am 20 July 2021



[Weekly Rainfall Update](#)

[MetEye](#) - your eye on the environment

The latest [Drought Statement](#)

[BoM Agricultural Services](#)

[MyFireWatch](#)

## Rainfall Statistics

Week Ending 23 July 2021

Town	Jul	YTD
Mossman	44.0	1294.4
Mareeba	3.4	790.2
Cairns	54.4	2230.0
Gordonvale	54.4	2230.0
Innisfail	199.2	4075.4
Tully	199.2	4075.4
Ingham	85.1	2962.9
Ayr	3.2	877.6
Proserpine	8.2	863.2
Mackay	4.0	897.2
Bundaberg	67.0	343.6
Maryborough	48.6	529.0
Beenleigh	47.0	895.4
Murwillumbah	101.9	1254.0
Ballina	99.0	1327.8
Yamba	81.8	1324.8

## EVENTS

28 July 2021 - [Growing the Agriculture Workforce: RTO Webinar](#)

**LANDCARE  
WEBINAR SERIES**

Hear from landcarers across Australia who share  
what's happening, best practice, knowledge and insights.

[EXPLORE NOW](#)






SAVE THE DATE

**2021  
NATIONAL  
LANDCARE  
CONFERENCE**

WEDNESDAY 4 TO FRIDAY 6 AUGUST



**10<sup>th</sup> APBE2021**

**Asia-Pacific Biomass Energy Exhibition**

*Date: Aug.16-18, 2021*

*Venue: Guangzhou Pazhou, China Conton Fair Complex*

Industry Partners





# HERE'S 10 THINGS TO KNOW.

FROM  QUEENSLAND FARMERS' FEDERATION

---

1.

Last week's [National Farm Safety Week](#) aimed to raise awareness of farm safety issues across Australia and ensure that farmers, workers and other people on farm are not exposed to health and safety risks. Read QFF's [Queensland Country Life](#) column [HERE](#).

2.

To address workforce issues, QFF is partnering with [Jobs Queensland](#) to prepare a five-year [Workforce Plan](#) for the state's agriculture sector and will commence consultation with industry from August 2021 across Queensland in Nambour, Dalby, Emerald, Tablelands, Ayr and another location to be confirmed. Agribusinesses are encouraged to register [HERE](#) and attend.

3.

Join the QFF [Microgrids Project](#) team for a webinar exploring microgrids and how they can be positioned to play a growing role in the future of our energy systems. The webinar will feature guest speakers Adam Eberwein from EarthSpark International, Scott McGregor of Birdwood Energy, and will also include project updates and a Q&A session. Register [HERE](#).

4.

Today as you read this, there is no more dangerous workplace in Australia than a farm. More than one in five workers who died at work, worked in agriculture. We make up just 2.6% of the Australian workforce but account for 21% of workplace deaths. Read more from QFF industry member [Growcom](#) [HERE](#).

5.

[Cotton Australia](#) invites you to secure tickets to the 2021 Australian Cotton Industry Awards dinner. The Awards dinner will be held in conjunction with the 2021 Australian Cotton Collective on the evening of Wednesday, 25 August 2021 at Picnic Point Function Centre, Toowoomba, Queensland. Purchase your tickets [HERE](#).

6.

Industry scientists and growers have worked on the mystery of Yellow Canopy Syndrome (YCS) since it first appeared in 2012 but despite all the effort, major questions remain and more work is needed. More from [CANEGROWERS HERE](#).

7.

The [Australian Rural Leadership Foundation](#) is calling on those committed to strengthening the future of their region to be part of a national network of leaders, formed through participation in the Future Drought Fund's Drought Resilience Leaders Program. For more information to get involved, click [HERE](#).

8.

Farmers across Australia are being urged to complete the [Australian Bureau of Statistics' Agricultural Census](#) when they receive it from July. Data collected in the survey provides insights on the role of agriculture in Australia and will be used to inform policies, infrastructure, service delivery and investment. Details [HERE](#).

9.

Join the [Department of Home Affairs](#) for a free information session about visa options for employing workers in regional Australia in Gladstone and Hervey Bay on the 28<sup>th</sup> and 30<sup>th</sup> of July. Registrations close on Tuesday 27 July 2021. Details [HERE](#).

10.

[Moreton Bay Region Industry and Tourism](#) is exploring the future of agritourism and opportunities to showcase Moreton Bay's local produce to visitors with an agribusiness breakfast on Thursday, 19 August. For more information and to register, Click [HERE](#).

## 7. Wilmar Burdekin Grower Update – Posted – 26/7/21



Monday, 26 July 2021

- We are planning to resume crushing operations at Inkerman Mill tomorrow.
- Our investigations confirmed the root cause of the recent issues with Inkerman's No.1 boiler was in line with our predictions.
- Crews are now working to rectify these gaps.
- We have undertaken additional inspections to confirm the issue is confined to the recognised problem area around the steam-water separators in the boiler.
- Our work teams will continue to work through to late tonight, and our engineering staff will review the work that has been completed before closing the boiler and commencing light-up.
- The light-up period will include an extended wash period to ensure any deposits are removed downstream before commencing operations.
- Our aim is to resume crushing operations around midday tomorrow.
- Our field officers will contact with Inkerman Mill harvesting groups this afternoon regarding tomorrow's loading.
- Thank you for your patience as we work towards the resumption of normal operations.

Best regards

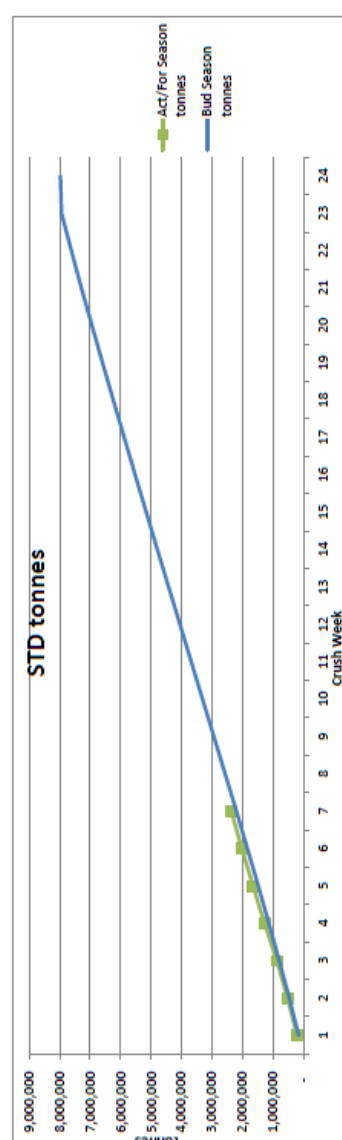
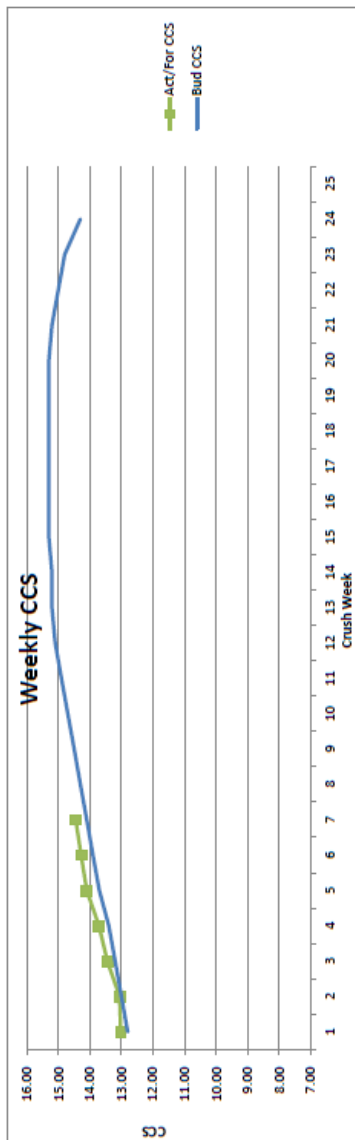
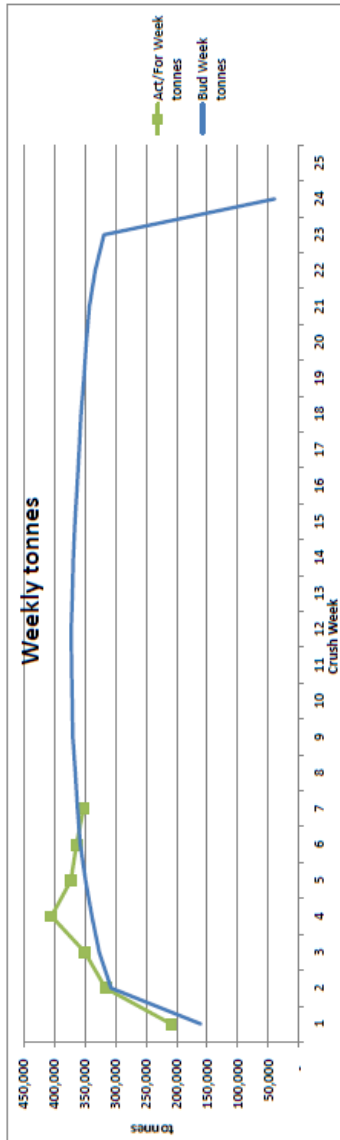
**PAUL TURNBULL**

Burdekin Regional Operations Manager



### 8. Wilmar Budget vs Actual Report – Posted – 26/7/21

BURDEKIN MILLS - 2021 SEASON										
Week Ending	BUDGET			ACTUAL / FORECAST			ActiFor Season tonnes	ActiFor CCS	Budget Bud CCS	ActiFor CCS
	Rain Stops hrs	Bud Week tonnes	Bud Season tonnes	Rain Stops hrs	Week tonnes					
12-Jun-21	24	160,673	160,673	0	209,078	209,078	12.80	13.02	12.80	13.02
19-Jun-21	22	307,248	487,921	26	316,387	525,465	13.00	13.06	13.00	13.06
26-Jun-21	20	326,549	794,470	10	350,091	875,566	13.20	13.45	13.20	13.45
03-Jul-21	18	338,563	1,133,033	2	404,602	1,280,157	13.40	13.71	13.40	13.71
10-Jul-21	16	349,073	1,482,106	0	372,701	1,652,858	#	13.70	14.10	#
17-Jul-21	15	357,450	1,839,556	0	363,869	2,016,727	#	13.90	14.28	#
24-Jul-21	14	361,998	2,201,554	0	352,261	2,368,988	#	14.10	14.45	#
31-Jul-21	14	365,542	2,567,096	14	365,542	2,737,848	#	14.30	14.32	#
07-Aug-21	13	369,750	2,936,846	13	369,750	3,107,598	#	14.50	14.52	#
14-Aug-21	13	370,649	3,307,495	13	370,649	3,478,247	#	14.70	14.72	#
21-Aug-21	12	371,980	3,679,475	12	371,980	3,850,227	#	14.90	14.90	#
28-Aug-21	12	372,401	4,051,876	12	372,401	4,222,628	#	15.10	15.06	#
04-Sep-21	12	370,504	4,432,380	12	370,504	4,593,132	#	15.20	15.20	#
11-Sep-21	12	368,762	4,791,142	12	368,762	4,961,894	#	15.30	15.24	#
18-Sep-21	12	368,162	5,157,304	12	366,162	5,328,056	#	15.50	15.30	#
25-Sep-21	12	362,755	5,520,059	12	362,755	5,690,811	#	15.30	15.34	#
02-Oct-21	12	359,470	5,879,529	12	359,470	6,050,281	#	15.30	15.34	#
09-Oct-21	12	356,398	6,235,927	12	356,398	6,406,679	#	15.30	15.34	#
16-Oct-21	12	351,711	6,587,638	12	351,711	6,758,390	#	15.30	15.34	#
23-Oct-21	12	347,732	6,935,370	12	347,732	7,106,122	#	15.30	15.32	#
30-Oct-21	12	342,757	7,278,127	12	342,757	7,448,879	#	15.20	15.22	#
06-Nov-21	14	333,140	7,611,267	14	333,140	7,782,019	#	15.00	15.03	#
13-Nov-21	16	318,955	7,930,222	16	179,835	7,961,854	#	14.80	14.72	#
20-Nov-21	3	39,778	7,970,000	3	8,146	7,970,000	#	14.30	14.20	#
	334	7,970,000		243	7,966,682				14.62	14.68



**Comments:**  
Throughput for the week of just over 350,000 tonnes. This was below budget due mainly to persistent superheater tube failures at Inkerman mill which resulted in more than 50 hours of lost time. Pioneer mill recorded the best weekly throughput for the year of just over 90,000 tonnes. Total throughput for the season to date is now just under 2.4M tonnes.  
Average weekly CCS was 14.45 which continues to trend well above budget.  
Conditions remain dry and cool.

## 9. Wilmar Burdekin Grower Update #2 – Posted – 27/7/21



Tuesday, 27 July 2021

- Inkerman Mill resumed crushing operations this morning, following the completion of corrective work in the No.1 boiler last night.
- Crushing resumed on Inkerman's B side at 9am and A side at 2pm.
- I'd like to acknowledge the many Wilmar employees who worked tirelessly over recent weeks to resolve the boiler issues and get the factory operational.
- I'd also like to thank Inkerman growers and harvesting contractors for their patience as we worked through the issues.

Best regards

**PAUL TURNBULL**

Burdekin Regional Operations Manager

# 10. Wilmar Sugar Weekly Update – Posted – 29/7/21

## Sugar Weekly Report

19 - 23 July 2021



26-Jul-21										
	23-Jul-21	16-Jul-21	23-Jun-21	Weekly Var.	Monthly Var.	23-Jul-21	16-Jul-21	23-Jun-21	Weekly Var.	Monthly Var.
NY #11	18.17	17.71	16.69	0.46		USD Index	92.91	92.71	91.79	0.19
London #5	457.7	443.7	423.6	14.0		USDBZL	5.20	5.12	4.97	0.09
NY#16	36.80	36.25	32.90	0.55		USDINR	74.43	74.61	74.14	-0.18
Front White Premium	57.1	53.3	55.6	3.9		EURUSD	1.18	1.18	1.19	-0.00

### Market Situation at a Glance

International Prices			
	23-Jul-21	16-Jul-21	Weekly Var.
Sugar			
NY #11	18.17	17.71	0.46 cts/lb
Front Spread	-0.42	-0.39	-0.03 cts/lb
London #5	457.7	443.7	14.00 \$/mt
Front Spread	-14.1	-7.5	-6.60 \$/mt
White Premium	57.1	53.3	3.86 \$/mt
USD Index	92.91	92.71	0.19
USDBZL	5.20	5.12	0.09 R\$/
USDINR	74.43	74.61	-0.18 RUP/\$
RUBUSD	73.81	74.01	-0.19 RUB/\$
EURUSD	1.18	1.18	-0.00 \$/EUR
S&P500	4,412	4,327	84.63
DJ Industrial Avg	34,823	34,987	-163.67
Light Crude Oil	72.2	71.5	0.72 \$/Barrel
Corn	547.0	554.5	-7.50 cts/Bushel
Wheat	679.0	693.8	-14.75 cts/Bushel
Coffee (Arabic)	191.8	161.2	30.55 cts/lb

### Domestic Markets

	23-Jul-21	16-Jul-21	Weekly Var.	Unit
<b>Brazil</b>				
NY Front Month in BZL	94.49	90.59	3.91	R\$/cts/lb
<b>Domestic:</b>				
Esalq Sugar (R\$)	116.96	114.71	2.25	R\$/50kg
Esalq Sugar (US\$)	22.49	22.43	0.06	cts/lb
Hydrous Ethanol (NY#11 equiv.)	16.81	17.35	-0.54	cts/lb
Anhydrous Ethanol(NY#11 equiv.)	18.62	18.85	-0.23	cts/lb

Ethanol/Gasoline in S. Paolo			
	23-Jul-21	16-Jul-21	Weekly Var. Unit
Ethanol	4,125	4,097	28.00 R\$/l
Gasoline	5,504	5,482	22.00 R\$/l
Ethanol/Gasoline Parity	74.9%	74.7%	0%
Anhydrous from US Parity	-168.17	-167.79	-1.38 USD/M3

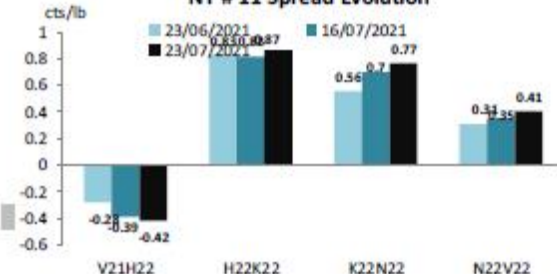
India			
	23-Jul-21	16-Jul-21	Weekly Var. Unit
S-Grade (Kolhapur)*	30,670	30,722	-52 RUP/mt
M-Grade (Kolkatta)*	34,285	34,476	-191 RUP/mt

\* price does not include GST of 5%

### Sugar Market



### NY # 11 Spread Evolution



China				
	23-Jul-21	16-Jul-21	Weekly Var.	Unit
ZCE Front Month	5,599	5,514	85	RMB/mt
ZCE Front Spread	39	38	1	RMB/mt
Northern Spot Cash	Wuzhao	5,710	5,635	75 RMB/mt
Southern Spot Cash	Liuzhou	5,600	5,560	40 RMB/mt

USA			
	23-Jul-21	16-Jul-21	Weekly Var. Unit
No #16	36.80	36.25	0.55 cts/lb
#16/11 Spread	18.63	18.54	0.09 cts/lb

EU			
EU 45s containers	45	45	0.0 \$/mt ov Ldn

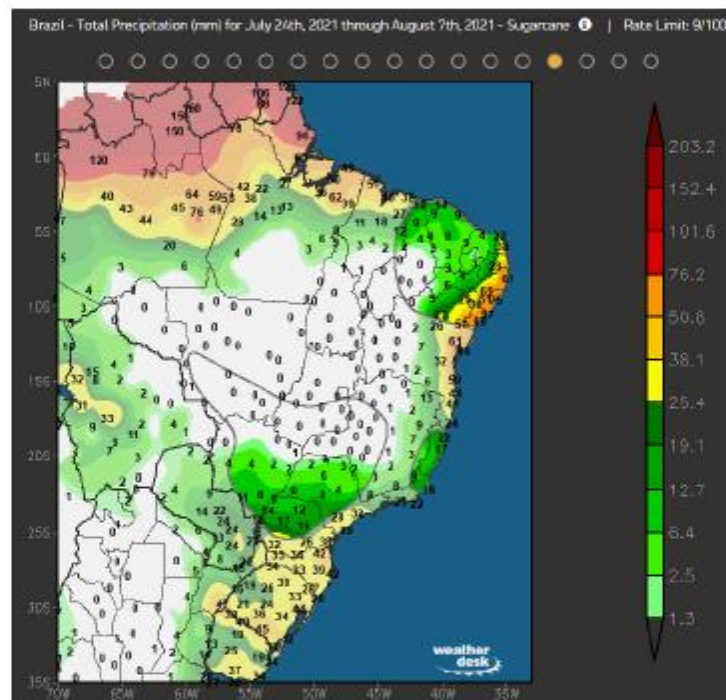
Russia			
Price in Krasnodar	560	570	-10.0 \$/m3



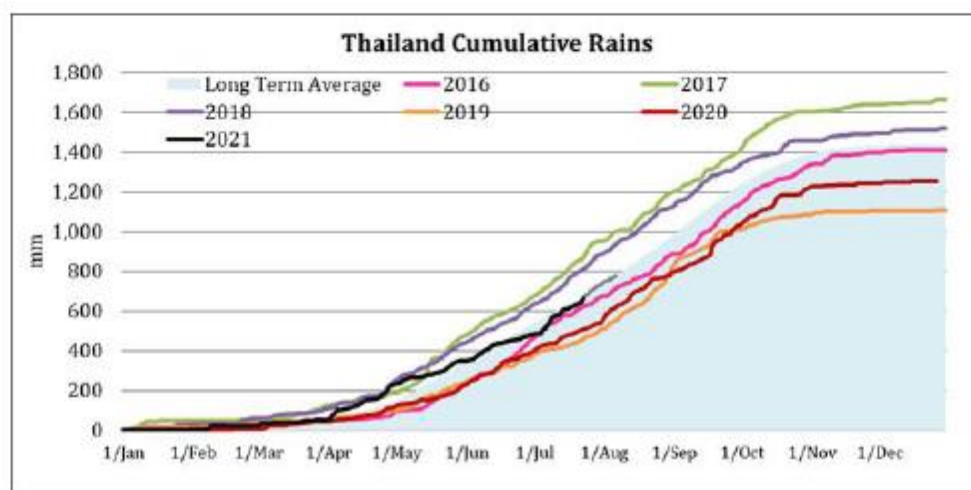
# Sugar Weekly Report



## CS Brazil rain:



## Thai Rain:





# Sugar Weekly Report



- NY Flat Price:** NY#11 sugar market continued to consolidate early last week. On Friday the market made a 52 point breakthrough, due to another wave of frost warning in CS Brazil. NY Coffee market reacted more intensively to the frost news and was up 18% over the last week.
- NY Spread:** Unlike the strong flat price performance, NY nearby spread remain relatively weak. Nearby October/March spread closed at 43 points carry, which is a drop of 6 points week on week.
- London Market:** London white sugar market is also weaker than NY#11 raws market. Most active October contract drops from 460 USD/mt to 455 USD/mt, losing 5 USD/mt week on week. October/October white premium has further weakened to 57 USD/mt, which is the lowest level over the past year.
- COT Report (20/07/2021):** Speculation community slightly increased their net long position from 193.5k lots to 198k lots. Index traders have liquidated 6k of net long position and increase 2k of net short position. Not much position change for commercial positions.



BULL

- CS Brazil experienced a 2<sup>nd</sup> wave of cold fronts over the weekend, with potentially another one to come at end of this month. We are currently foreseeing a possibility for CS Brazil to produce 510 million mt or less of cane this season, down from the 530 million mt previously expected. The effect of the drought and frosts on cane replanting will also affect the 22/23 sugar production.



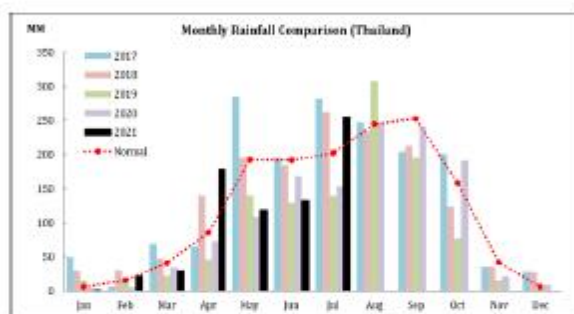
BEAR

- ISMA is expecting India to export 7 million mt of white sugar by end of September. India starts with 10.70 million mt opening stock in 20/21, with domestic sugar production expected to be 30.90 million mt. Estimated domestic sales of 26 million mt and exports of around 7 million mt sugar during current season.

# Sugar Weekly Report

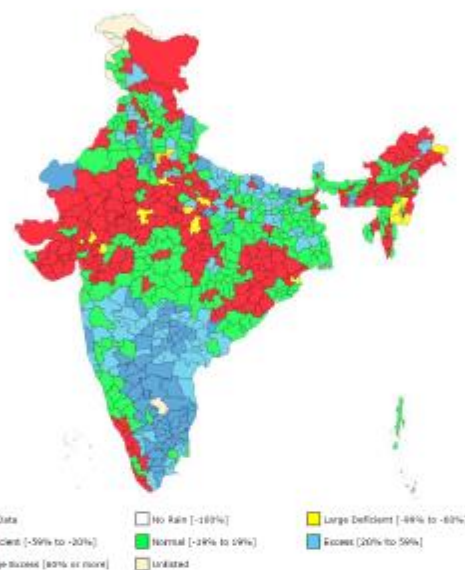


## Thailand: Rainfall Update



- ▶ Rainfall in Thailand sugarcane area have been good during last week. 55 mm rainfall was being received.
- ▶ Unlike poor rainfall in May/June 21, Thailand rainfall in July 21 has been abundant.
- ▶ We expect Thailand sugarcane area to receive more than 250 mm rainfall in July 21, which is close to July 17 (282 mm) and July 18 (262 mm). Cumulative rainfall continues to be in line with the long term average volume.

## India: Monsoon Update



- ▶ India's monsoon has in general been positive for sugarcane growing areas. In the major sugarcane areas of Maharashtra and Karnataka, cumulative rainfall has been between 10-20% more than normal vs historical average. When combined with the sugarcane area expansion in Maharashtra, it is quite optimistic at current stage for 21/22 Indian domestic sugar production outlook.



# Sugar Weekly Report



## COT RECAP

Date	Spot Price	Specs net positions (i)-(ii)	Specs gross longs (i)	Specs gross shorts (ii)	Index traders net positions	Commercials net positions (iii)-(iiii)	Commercials gross longs (iii)	Commercial gross shorts (iiii)	OI
01/06/2021	17.69	244,102	318,540	74,438	214,534	-458,636	357,152	815,788	1,227,921
08/06/2021	17.71	237,946	314,595	76,649	203,413	-441,359	359,504	800,863	1,223,131
15/06/2021	17.05	220,220	301,921	81,701	226,338	-446,558	328,067	774,625	1,139,139
22/06/2021	16.43	184,912	272,686	87,774	215,165	-400,077	306,823	706,900	1,065,849
29/06/2021	17.23	190,419	271,458	81,039	217,145	-407,564	285,426	692,990	1,045,294
06/07/2021	17.87	222,875	293,218	70,343	222,845	-445,719	289,664	735,383	1,093,942
13/07/2021	17.08	193,554	274,916	81,362	216,505	-410,059	302,119	712,178	1,077,341
20/07/2021	17.41	197,918	276,231	78,313	210,286	-408,204	303,719	711,923	1,075,686
Lastet Change	0.33	4,364	1,315	-3,049	-6,219	1,855	1,600	-255	-1,655



## Wilmar Grower Marketing Team

**PJ Gileppa** 0437 297 978  
**Yolanda Hansen** 0439 002 240  
**Shirley Norris** 0437 803 019

**Franco Zaini** 0419 476 770  
**Angus McKerrow** 0419 238 536  
**Menno Bokma** 0437 669 118

### IMPORTANT NOTICE

This report is compiled or derived from data and reports received by Wilmar Sugar Australia from a multitude of sources. While the data and reports reproduced above are prepared in good faith and with due care, Wilmar Sugar Australia is not in a position to verify all data or reports it receives. No responsibility is therefore accepted by Wilmar Sugar Australia for any inaccuracies or errors in this Report. Nor does Wilmar Sugar Australia purport or intend in this report to give to recipients any financial or commodity trading or recommendations.

Information in this report may contain projections and forward looking statements that reflect Wilmar and Wilmar Sugar Australia's current views with respect to future events and financial performance. These views are based on current assumptions which are subject to various risks and which may change over time. No assurance can be given that future events will occur, that projections will be achieved, or that Wilmar and Wilmar Sugar Australia's assumptions are correct. Actual results may differ materially from those projected.

This report does not constitute or form part of any opinion or any advice to sell, or any solicitation of any offer to purchase or subscribe for, any shares nor shall it or any part of it nor the fact of its report form the basis of, or be relied upon in connection with, any contract or investment decision.

# Kalamia Cane Growers Organisation Services

## Offered to Members and Non-Members



**KCGO in partnership with  
Chevron Australia Downstream Fuels P/L  
are proud to provide  
Bulk Fuel and Lubricant services  
to KCGO Members & Non-Members  
of the Burdekin Region.  
Call now to take advantage  
of our discounted pricing.**

**Credit Card payment options available to  
KCGO Members only**



**KALAMIA CANE  
GROWERS  
ORGANISATION  
LIMITED (KCGOL)  
&  
KALAGRO LIMITED**

**Located at:**

140 Young Street, AYR

**Office Hours:**

Monday – Friday  
8.30am – 4.30pm

**Postal Address:**

PO Box 597, AYR QLD 4807

**Phone:**

07 47 8313 12

**Email:**

[admin@kalagro.com.au](mailto:admin@kalagro.com.au)

**Web:**

[www.kalagro.com.au](http://www.kalagro.com.au)

**Facebook:**

KalamiaCaneGrowersOrg  
Ltd





## KCGO PROVIDES PAYROLL SERVICES

Service offered to KCGO Members & Non-Members

- Wages Preparation – Fair Work ATO & STP Compliance
- Superannuation
- End of Financial Year Processing
- WorkCover – Premiums & Claims Assistance



BAS agent  
25954836

Payroll Manager  
Jacki Kratzmann

## KCGO PAYROLL SERVICE CHARGES

### **Members**

\$12.20 (incl GST) per Payslip

### **Non-members**

\$14.15 (incl GST) per Payslip

### **All Clients**

\$20.25 (incl GST) End of Financial Year Processing (per Employee)

# Harvest Invoice Services



## PREPARATION OF WEEKLY HARVEST INVOICE CHARGES

Service offered to KCGO Members & Non-Members

### **Members:**

\$12.20 (incl GST) per Invoice

### **Non-members:**

\$14.15 (incl GST) per Invoice

### **Postage Charges:**

\$1.10 per Env.

### **Delivery Options:**

- Invoices emailed
- posted
- KCGO office pickup option