



**KALAMIA CANE GROWERS  
ORGANISATION LTD**

*Weekly Web Round UP*

*Friday, 24th September 2021*

*Kalagro Fuel Price*

**DIESEL - \$1.39526 including GST**

**UNLEADED - \$1.42935 including GST**

**Fuel Delivered – Monday - Friday**

# Contents List

1. **REMINDER – KCGO Member Discounted Health Insurance**
2. **Wilmar Weekly Equity Summary - Crush Week 15**
3. **Wilmar Weekly Variety Summary - Crush Week 15**
4. **QSL Information Brief – 20<sup>th</sup> September 2021**
5. **ACFA E-Newsletter – 17<sup>th</sup> September 2021**
6. **QFF 10 Things to know – 20<sup>th</sup> September 2021**
7. **SRA E-Newsletter**
8. **Wilmar Production Report – Crush Week 15**
9. **Wilmar Budget vs Actual – Crush Week 15**
10. **QSL Event Invitation**







# 1. \*\*REMINDER\*\* - KCGO MEMBER DISCOUNTED HEALTH INSURANCE OFFER



## Corporate Health Insurance

Working together with Kalamia Cane Growers, we are excited to offer you a healthy corporate discount on your health insurance under the Kalamia Cane Growers Corporate Health Plan. Experience the Queensland Country difference with:

- ✓ **Healthy savings**  
A **6% discount\*** on your annual policy premium.
- ✓ **A dedicated Corporate Partnership Manager**  
Kim Anderson, your dedicated Corporate Partnership Manager will be happy to help you with any questions you may have.
- ✓ **Easy to understand products**  
Our products are easy to understand and provide our Members with great value for money and peace of mind.
- ✓ **Excellent service**  
We're here to help. Our commitment to helping our Members is second to none with fast and friendly service both face to face or over the phone.
- ✓ **National Coverage**  
We provide coverage anywhere in Australia, giving you peace of mind wherever you work, live or play.
- ✓ **95% Member satisfaction rating\***
- ✓ **Generous benefits**  
Our benefits help promote a healthy lifestyle and based on direct Member feedback, are regularly reviewed to ensure they remain competitive.
- ✓ **Easy claiming**  
Claim easily anywhere, anytime through our Mobile App by simply uploading a photo of your receipt or via our Online Member Services portal.

If you have any questions or for more information contact your dedicated Corporate Partnership Manager, Kim today!



**Queensland  
Country  
Health Fund**

0417 622 856 • [kanderson@queenslandcountry.health](mailto:kanderson@queenslandcountry.health)

\* The corporate discount is provided under the Kalamia Cane Growers Corporate Health Plan and is applied to the gross premiums at the chosen level of cover.  
\*Source: January 2021 Member Satisfaction Survey, 63% were very satisfied and 32% were somewhat satisfied from 1,494 respondents.



# Already a Member with Queensland Country?

We'll give you a  
**\$100\***  
Gift Card!

If they take out an eligible singles policy

*We'll double it for a couple or family!*



Great news if you're already a Member you'll now be eligible to receive a **corporate discount\*** on your premium! To receive this discount simply complete the Apply Discount Form on your health insurance portal. Once you have submitted the request form, we will confirm via email or post that the discount has been applied.

**ALSO**, don't forget to **refer a friend, family member, colleague or work mate** to Queensland Country and if they take out an eligible singles policy during the promotional period you'll receive a \$100 Visa Gift Card\*. And we'll double it for couples or family policies!

Make sure you tell your friend when joining to provide us with your name and contact details, so we can send you your gift card.

**There is no gift card limit, so tell as many friends as you like!!**



**Queensland  
Country**  
Health Fund

0417 622 856 • [kanderson@queenslandcountry.health](mailto:kanderson@queenslandcountry.health)

\* The corporate discount is provided under the Kalamia Cane Growers Corporate Health Plan and is applied to the gross premiums at the chosen level of cover. \* Offer valid until 31 December 2021. The referring person must be an existing Queensland Country Health Fund policy holder. Available to new Silver and Bronze Hospital policies only. Available with corporate discount offers, but not in conjunction with any other offer. Terms and conditions apply and are available at [queenslandcountry.health](http://queenslandcountry.health) Queensland Country Health Fund Ltd ABN 18 086 048 237.



# INVICTA MILL

## Harvest Equity Bin Allotments Summary

Harvest Group	Orig Est	Adjusted Est	Tonnes Week	Tonnes STD	Tonnes Remains	% Delivered	%Diff	%ActOrig	%ActLa test	Bin Allot Orig	Bin Allot Current	WeekBinWt	RollBinWt	Tonnes Allotment Current
<b>Invicta</b>	<b>3,083,501</b>	<b>3,036,906</b>	<b>129,610</b>	<b>1,908,607</b>	<b>1,128,299</b>	<b>62.85</b>								
101-PILLA	100,331	94,595	3,808	60338.86	34,256	63.79	0.94	94.19	96.21	120	117	5.67	5.84	685
103-PIEROTTI	65,222	59,695	2,845	37425.66	22,270	62.69	-0.16	94.33	98.78	109	103	5.90	6.00	619
107-STOCKHAM HUSTON	213,066	206,732	6,920	127504.11	79,228	61.68	-1.17	98.97	99.12	255	256	5.96	6.18	1,585
112-JENSEN HARVESTI	127,352	125,197	4,426	76359.81	48,837	60.99	-1.86	98.98	99.66	152	161	6.03	6.07	977
113-GREENACRES	141,925	139,138	4,829	85550.98	53,587	61.49	-1.36	99.50	99.70	170	167	6.33	6.43	1,072
114-SISL	101,636	106,172	4,590	67628.84	38,544	63.70	0.85	106.55	99.86	170	181	5.78	5.90	1,071
116-JERONA	102,888	101,127	3,297	63463.08	37,664	62.76	-0.09	99.99	102.31	172	181	5.30	5.77	1,046
117-ROCKS	90,783	89,848	4,544	56814.24	33,034	63.23	0.38	99.30	98.19	152	150	6.11	6.12	918
120-UPPER HAUGHTON	104,109	104,751	4,016	60455.71	44,296	57.71	-5.14	102.81	102.63	125	152	5.88	5.83	886
121-BOHLE	115,398	108,281	5,107	70271.32	38,009	64.90	2.05	94.30	95.11	138	125	5.99	6.06	760
125-OAKY HARVESTING	219,974	214,807	10,192	137742.8	77,065	64.12	1.27	98.94	100.97	368	383	5.70	5.59	2,141
129-STOCKHAM ROAD H	153,531	158,523	6,885	97332.39	61,191	61.40	-1.45	106.24	103.11	184	211	5.73	5.79	1,224
130-MIO G	323,142	314,291	14,837	204763.22	109,528	65.15	2.30	101.20	100.40	387	395	5.42	5.54	2,191
140-HAUGHTON SUGAR	121,442	118,260	5,466	74207.38	44,053	62.75	-0.10	98.11	99.43	203	183	6.77	6.69	1,224
142-MONA PARK HARVE	75,820	73,200	2,534	45383.64	27,816	62.00	-0.85	98.69	98.69	127	129	5.87	5.97	773
145-KELLY HARVESTIN	109,086	113,814	4,312	68759.42	45,055	60.41	-2.44	105.98	102.53	153	166	6.31	6.33	1,048
148-DALSANTO	101,647	102,205	3,996	68915.92	33,290	67.59	4.74	104.78	104.78	170	149	6.21	6.22	925
150-RAPISARDA	215,430	225,057	13,743	140105.88	84,951	62.25	-0.60	104.61	97.26	360	402	5.96	5.87	2,360
152-MULGRAVE HARVES	118,010	120,745	3,171	72332.5	48,412	59.91	-2.94	102.89	99.84	165	203	5.50	5.55	1,126
153-HESP	86,716	80,364	2,402	49696.94	30,667	61.84	-1.01	92.31	100.00	145	139	6.04	6.11	852
157-MITCHELL ROAD H	112,160	101,646	3,711	66674.01	34,972	65.59	2.74	93.15	89.13	188	150	6.51	6.49	971
171-JULMAR HARVESTI	74,406	74,202	3,718	47666.89	26,536	64.24	1.39	101.25	99.19	124	126	5.90	5.84	737
172-WYBURG 2B	96,807	96,915	4,976	60138.72	36,776	62.05	-0.80	107.48	104.69	116	110	6.63	6.67	736
173-CERVONI	97,446	93,787	4,644	60435.46	33,351	64.44	1.59	99.36	101.00	163	140	6.56	6.63	926
199-SUSPENSE	0	0	0	0	0	0.00	-62.85	0.00	0.00	0	0	5.30	5.30	0
102-SCARABEL	15,174	13,552	641	8639.57	4,912	63.75	0.90	88.93	96.50	64	58	6.05	6.05	351
999-ZZFORREMOVAL	0	0	0	0	0	0.00	-62.85	0.00	0.00	0	0	6.00	6.00	0

# PIONEER MILL

## Harvest Equity Bin Allotments Summary

Harvest Group	Orig Est	Adjusted Est	Tonnes Week	Tonnes STD	Tonnes Remains	% Delivered	%Diff	%ActOrig	%ActLa test	Bin Allot Orig	Bin Allot Current	WeekBinWt	RollBinWt	Tonnes Allotment Current
<b>Pioneer</b>	<b>1,678,090</b>	<b>1,656,962</b>	<b>65,531</b>	<b>1,050,013</b>	<b>606,949</b>	<b>63.37</b>								
212-THE ROCKS FARM	215,930	227,815	9,841	145503.39	82,312	63.87	0.50	104.92	100.54	432	497	4.55	4.60	2,286
214-MIO	85,430	84,280	3,480	52433.01	31,847	62.21	-1.16	98.43	100.81	171	172	5.06	5.14	885
215-P RONCATO HARVE	81,354	76,927	2,716	49512.74	27,414	64.36	0.99	94.29	95.82	163	168	4.36	4.53	762
216-QUAGLIATA	64,553	69,104	2,677	42736.95	26,367	61.84	-1.53	105.25	101.34	129	167	4.31	4.39	732
217-SISL2	83,189	82,087	4,260	52848.15	29,238	64.38	1.01	96.53	96.20	166	162	4.94	5.02	812
225-COLEVALE	77,738	75,080	1,640	46784.18	28,296	62.31	-1.06	97.66	97.66	155	144	5.19	5.45	786
226-LANDO (SHEEPSTA	70,270	65,963	2,927	42690.9	23,272	64.72	1.35	92.12	92.12	141	119	5.28	5.43	646
227-MINUTI	76,285	74,148	2,414	46204.84	27,943	62.31	-1.06	97.25	95.11	153	163	4.67	4.76	776
228-CASTELANELLI	79,452	76,581	2,867	47795.61	28,786	62.41	-0.96	96.84	96.84	159	163	4.90	4.90	800
229-MCLAUGHLIN	24,884	25,082	618	15647.23	9,435	62.38	-0.99	105.14	105.14	83	93	4.55	4.59	429
231-VIERO	96,041	90,097	3,500	58975.25	31,122	65.46	2.09	96.88	93.42	160	142	5.21	5.10	724
233-BUGEJA	91,497	89,110	3,391	57300.04	31,810	64.30	0.93	98.23	97.38	183	174	5.03	5.07	884
234-PIRRONE	57,388	56,012	3,984	37860.76	18,151	67.59	4.22	98.76	98.76	143	119	5.11	5.28	626
239-SRA	2,319	2,840	291	2253.89	586	79.36	15.99	130.05	130.05	12	10	4.27	4.27	42
243-HOEY	102,097	93,264	2,776	57233.18	36,031	61.37	-2.00	96.72	99.54	204	230	4.41	4.36	1,001
245-DEZOLT	100,134	98,735	3,025	59400.82	39,335	60.16	-3.21	99.04	100.08	200	213	5.13	5.21	1,093
246-MILLER	77,398	77,737	3,211	49536.93	28,200	63.72	0.35	104.22	104.14	155	177	4.45	4.42	783
247-SPENCE	100,016	96,214	4,631	63916.09	32,298	66.43	3.06	95.04	91.16	167	141	5.30	5.34	751
248-CURRO	120,009	112,471	3,724	70399.19	42,072	62.59	-0.78	95.86	99.28	240	251	4.63	4.65	1,169
250-ZSUSPENSE	0	0	0	0	0	0.00	-63.37	0.00	0.00	0	0	5.42	5.42	0
444-CHAPMAN	72,107	83,416	3,559	50980.29	32,436	61.12	-2.25	132.39	108.42	144	166	5.20	5.44	901



# 3. Wilmar Weekly Variety Summary – Crush Week 15

## Posted – 20/09/21

### KALAMIA MILL

Mill : KALAMIA VARIETY SUMMARY Prepared: 07:06 AM Mon 20-Sep-2021  
 dbp453: DI 09  
 2021 season: Std wk 29 Week 15 ending 18-Sep-21 Report Name: FULL REPORT Page: 6

Variety Code Name	Plant	One Year Ratoon	tonnes Total	Standover Plant Ratoon Total	ALL CANE Total	% Supply	Avgc Bin Wt	1-Yr	CCS S/O	Total	1-Yr	Purity S/O	Total	Cane EM	%	Mud Index
200 Q240	3486	23915	27402		27402	33.7	6.48	13.88		13.88	87.1		87.1			3.9
178 KO228	1235	21721	22957		22957	28.2	6.47	14.19		14.19	86.9		87.0			5.9
143 Q183	2310	10725	13035		13035	16.0	6.21	13.92		13.92	87.4		87.4			4.3
163 Q208	3317	5687	9004		9004	11.0	6.19	13.75		13.75	86.6		86.7			4.1
190 Q232	634	3755	4390		4390	5.4	6.82	13.42		13.42	86.6		86.6			3.3
218 WSR17	620	3319	3940		3940	4.8	6.01	14.20		14.20	88.1		88.1			3.8
6 Experime	149	368	518		518	0.6	6.03	13.90		13.90	87.3		87.4			3.8
211 SRAS	49	49	49		49	0.0	6.23	12.91		12.91	87.0		87.0			4.0
<b>TOTAL</b>	<b>11755</b>	<b>69542</b>	<b>81298</b>		<b>81298</b>	<b>100.0</b>	<b>6.34</b>	<b>13.95</b>		<b>13.95</b>	<b>87.1</b>		<b>87.1</b>			<b>4.4</b>

### INKERMAN MILL

Mill : INKERMAN VARIETY SUMMARY Prepared: 05:57 PM Sun 19-Sep-2021  
 dbp453: DI 09  
 2021 season: Std wk 29 Week 15 ending 18-Sep-21 Report Name: CANE SUPPLY INFO Page: 7

Variety Code Name	Plant	One Year Ratoon	tonnes Total	Standover Plant Ratoon Total	ALL CANE Total	% Supply	Avgc Bin Wt	1-Yr	CCS S/O	Total	1-Yr	Purity S/O	Total	Cane EM	%	Mud Index
200 Q240	8350	24886	33236		33236	39.0	6.61	14.68		14.68	88.0		88.1			3.4
178 KO228	3698	26214	29912		29912	35.1	6.72	14.74		14.74	87.7		87.7			4.5
163 Q208	4835	7679	12515		12515	14.7	6.35	14.16		14.16	86.8		86.9			3.1
143 Q183	771	3419	4190		4190	4.9	6.39	14.77		14.77	88.3		88.4			4.1
190 Q232	216	3638	3854		3854	4.5	6.15	15.20		15.20	88.7		88.7			4.5
218 WSR17	802	802	802		802	0.9	6.27	13.25		13.25	86.0		86.1			3.7
205 Q252		416	416		416	0.4	6.94	16.11		16.11	89.7		89.8			4.4
204 Q253		64	64		64	0.0	6.48	14.85		14.85	89.0		89.0			8.0
26 Mixed		51	51		51	0.0	6.45	12.53		13.53	84.0		84.0			5.0
		43	43		43	0.0	4.82	15.31		15.31	86.0		86.0			6.0
<b>TOTAL</b>	<b>18674</b>	<b>66415</b>	<b>85089</b>		<b>85089</b>	<b>100.0</b>	<b>6.57</b>	<b>14.65</b>		<b>14.65</b>	<b>87.8</b>		<b>87.8</b>			<b>3.8</b>

### INVICTA MILL

Mill : INVICTA VARIETY SUMMARY Prepared: 01:25 PM Sun 19-Sep-2021  
 dbp453: DI 09  
 2021 season: Std wk 29 Week 15 ending 18-Sep-21 Report Name: LAB Page: 7

Variety Code Name	Plant	One Year Ratoon	tonnes Total	Standover Plant Ratoon Total	ALL CANE Total	% Supply	Avgc Bin Wt	1-Yr	CCS S/O	Total	1-Yr	Purity S/O	Total	Cane EM	%	Mud Index
200 Q240	2695	62534	65229		65229	49.8	6.15	14.62		14.62	87.9		88.0			2.9
163 Q208		23363	23363		23363	17.8	5.64	14.60		14.60	87.5		87.5			3.7
178 KO228	2689	13047	15737		15737	12.0	5.95	13.79		13.79	86.6		86.7			4.1
143 Q183	131	15100	15232		15232	11.6	6.09	14.76		14.76	87.9		87.9			5.0
190 Q232		9973	9973		9973	7.6	5.34	13.70		13.70	86.1		86.1			4.3
205 Q252		728	728		728	0.5	5.02	14.33		14.57	87.7		87.8			4.3
211 SRAS		637	637		637	0.4	6.25	13.87		13.87	86.4		86.4			3.5
<b>TOTAL</b>	<b>5517</b>	<b>125385</b>	<b>130903</b>		<b>130903</b>	<b>100.0</b>	<b>5.93</b>	<b>14.46</b>		<b>14.46</b>	<b>87.5</b>		<b>87.6</b>			<b>3.5</b>

### PIONEER MILL

Mill : PIONEER VARIETY SUMMARY Prepared: 12:18 PM Sun 19-Sep-2021  
 dbp453: DI 09  
 2021 season: Std wk 29 Week 15 ending 18-Sep-21 Report Name: FULL REPORT Page: 6

Variety Code Name	Plant	One Year Ratoon	tonnes Total	Standover Plant Ratoon Total	ALL CANE Total	% Supply	Avgc Bin Wt	1-Yr	CCS S/O	Total	1-Yr	Purity S/O	Total	Cane EM	%	Mud Index
200 Q240	1930	25895	27826		27826	43.5	4.94	14.65		14.65	88.0		88.1			2.5
143 Q183	984	11805	12790		12790	20.0	4.78	14.96		14.96	88.8		88.9			4.8
163 Q208	1701	8553	8554		8554	13.3	4.75	14.72		14.72	88.2		88.2			2.5
204 Q253		7221	7221		7221	11.3	4.57	14.24		14.24	87.0		87.0			5.0
190 Q232		3614	3614		3614	5.9	4.48	14.33		14.33	88.3		88.4			3.0
178 KO228	735	2194	2929		2929	4.9	5.02	14.13		14.13	86.9		86.9			4.6
211 SRAS		699	699		699	1.0	4.79	14.94		14.94	88.6		88.7			4.6
6 Experime	15	275	290		290	0.4	4.27	14.63		14.63	86.4		86.4			3.2
<b>TOTAL</b>	<b>5367</b>	<b>58560</b>	<b>63927</b>		<b>63927</b>	<b>100.0</b>	<b>4.81</b>	<b>14.64</b>		<b>14.64</b>	<b>88.1</b>		<b>88.1</b>			<b>3.2</b>



## 4. QSL Information Brief – 20<sup>th</sup> September 2021

Posted – 20/09/21



Please find below a short news & information brief from QSL that you may wish to use in your communications to your members.

- **Grower Update and Market briefing with CEO Greg Beashel & Senior Manager, Treasury and Risk Matt Page:** Join us straight from the farm for this informal opportunity to meet with Greg and Matt for a market update and an overview of the QSL product improvements.  
**Date:** Thursday 30 September  
**Time:** 3pm  
**Location:** Home Hill Cricket Club (*Access from First Street, through the race track*)
- **Update your app for new features:** The QSL App has recently been expanded to enable Pricing Managers to change bank account details and third-party payment arrangements. These new features are available in your QSL Direct account section under the MORE button for each season. To access them, just update your app. The QSL App is free and available via the App Store (Apple Devices) and the Google Play Store (Android devices). [Click here for a quick video guide on how to set up your QSL App.](#)
- **Rolling reminder:** Growers using the 2021-Season Target Price Contract are reminded that any unpriced tonnage in this product remaining after today, Monday 20 September 2021, will be automatically rolled to the next contract. This roll may incur a cost in addition to the previous roll cost of \$1.46 already applied for the July/October 2021 roll. For estimated roll costs, please see our latest Indicative ICE 11 Prices table in the Daily Price email or [click here](#).
- **Early-Start Actively Managed Pool:** The 2022-Season Early-Start Actively Managed Pool is now accepting nominations. This is a QSL-managed pool that prices 2022-Season sugar in the same manner as the Actively Managed Pool, but over a longer pricing window. Nominations will close 31 October 2021, with the pool's pricing window commencing from the first trading day after this date. [For more information on the Early-Start Actively Managed Pool, please click here.](#)
- **Cultivator program: Next round ahead:** Know a young grower keen to own their own farm? Herbert Cane Productivity Services Ltd is working with Cultivate Farms to deliver the Cultivator program to help aspiring farmers find pathways to ownership. Cultivator Season 5 for participants in the Great Barrier Reef catchment is seeking expressions of interest by 30 September. [Click here for details.](#)
- **Video Sugar Market Update:** Our latest video market update with QSL Senior Manager, Marketing & Logistics Andrew Phipps is out now. This 5-minute snapshot provides insights into the key themes currently affecting sugar prices for Australian producers. [Click here to watch it.](#)

If members have any questions in regards to the above, please don't hesitate to get in contact with:

- Russell Campbell - Grower Relationship Manager – 0408 248 385
- Kristen Paterson - Grower Relationship Officer– 0438 470 235
- Rebecca Love – Grower Relationship Officer – 0429 054 330 (Mon-Wed)

### Rebecca Love

Grower Relationship Officer - Burdekin

Mobile 0429 054 330

[rebecca.love@qsl.com.au](mailto:rebecca.love@qsl.com.au)

[www.qsl.com.au](http://www.qsl.com.au)



## ACFA E-Newsletter

17 September 2021



### SUGAR INDUSTRY



#### Cane Crushing Reaches Half-Way Point

14 September 2021 | Sunshine Sugar

The NSW Sugar Industry has just passed the half-way point for the 2021 cane crush, having enjoyed favourable weather conditions, reliable transport and factory operations and a positive sugar price outlook



[Weekly Update](#)  
[Market Update](#)  
[Market Snapshot](#)

QSL Pool Prices, Shared Pool Values & Advances:

- [Bundaberg Sugar & Isis](#)
- [Far Northern Milling](#)
- [Mackay Sugar](#)
- [MSF Sugar](#)



- [Tully Sugar](#)
- [Wilmar Sugar](#)

To date, the three mills have processed some 850,000 tonnes of locally grown cane.

A relatively warm winter allowed for some additional growth in both 1- and 2-year-old cane and coming into Spring there has been an uplift in CCS, with sugar content performing well above average. [More...](#)



### **Batteries of the future set to be cheaper and better — just by adding sugar**

14 September 2021 | ABC

Australian researchers say they've opened the path to a new generation of batteries that could allow an electric vehicle to drive from Melbourne to Sydney on a single charge.

And the crucial ingredient was a spoonful of sugar. [More...](#)

### **Farmers set for \$70b windfall**

14 September 2021 | Financial Review

Australian farmers are on track to deliver \$70 billion of value for the first time, with bumper harvests and higher prices for most commodities outweighing challenges posed by mice plagues and labour shortages. [More...](#)

- [‘Sweeter’ sugar outlook takes Queensland farmer confidence to 18-month high](#) | National Tribune



### **Remembering the fatal train derailment that devastated Finch Hatton 50 years ago**

16 September 2021 | ABC

It's a September night in 1971, and a group of men are sitting near a dry creek bed playing cards by lamp light.

Beside them is the wreckage of a locomotive, upturned and covered in the sugar cane bins it was hauling when it derailed from the bridge above. [More...](#)

### **Sugar subsidy dispute may leave India with bitter taste**

17 September 2021 | Livemint.com

India may lose the dispute over its subsidies on sugar exports, which was raised by Brazil, Australia and Guatemala, officials indicated. A World Trade Organization (WTO) dispute panel is likely to announce its verdict in the case by 30 September, they said. [More...](#)

## Lime and Gypsum Trial

17 September 2021 | SRA

SRA Central District staff have recently collected estimated CCS information from a variable rate lime and gypsum trial that was established by Proserpine Young Farmers last year as part of their "Bringing Precision to Proserpine" project. This information will be combined with tonnage data when the crop is harvested to identify the effects the soil amelioration has had on productivity. Thanks to Sugar Services Proserpine for letting us borrow their maturity trailer. [Watch here](#)



## AGRICULTURE

---

### Battling biosecurity pests and diseases

15 September 2021 | QFF

Biosecurity incursions are one of Queensland agriculture's greatest business risks with exotic and invasive pests and diseases having a potentially crippling impact on plant and animal production systems across the state. While Australia's island status protects the country from exotic pests and diseases to a certain extent, the movement of people and goods around the globe reduces this advantage. As Australia's frontline biosecurity state, Queensland suffers more than most including from an infestation of fire ants. [More...](#)

### Farm Check-In App

DAF

Are you using the Department of Agriculture and Fisheries' Farm Check-In app to manage biosecurity risks on your property? New signage templates with QR codes have been developed for agricultural property owners to attach to the farm gate. [More...](#)



### Growing Queensland's online agri-food sales capability

14 September 2021 | Queensland Government

The Palaszczuk Government is helping Ipswich and Toowoomba business to upskill producers and suppliers in e-commerce and support agriculture jobs.

Member for Ipswich Jennifer Howard said e-commerce was rapidly expanding, especially during the pandemic, and Queensland businesses needed to be at the forefront of this change. [More...](#)

- [Wind farm jobs just the beginning](#) | Queensland Government
- [Queensland takes more steps in becoming a renewable hydrogen superpower](#) | Queensland Government





## Australia's farmers bounce back thanks to rain, high prices and bad times overseas

17 September 2021 | ABC

In case you hadn't heard, Australian farmers are on track for an absolute blinder.

After years of drought, a seemingly relentless mouse plague, a bitter trade war with China and the global pandemic, the farm sector is one part of the economy set for record returns. [More...](#)

## Australia's farmers on track for record-breaking season easily surpassing \$70bn worth of produce

14 September 2021 | ABC

It is official. Australian farmers are having a record-breaking good time.

Government economists at the Australian Bureau of Agricultural and Resource Economics and Sciences (ABARES) now expect the agriculture industry will grow a whopping \$73 billion worth of produce this financial year. [More...](#)

## Farmers sought for electricity tariff talks

QFF

Expressions of interest are being sought from Queensland and New South Wales farmers to participate in a Queensland Farmers' Federation (QFF) and University of Queensland research study aiming to better understand how they consider and choose electricity tariffs for their agricultural operations.

Farmers will undertake a confidential 30-minute phone or Zoom interview with researchers from the University of Queensland during September and October 2021, with participating farmers receiving a \$40 gift card.

Interested farmers are encouraged to complete the Expression of Interest form and upload a recent electricity bill by Friday, 17 September 2021 and a member of the QFF Energy Savers team will be in touch.

[Complete the Expression of Interest form.](#)

## \$150 million missions to boost Australian agriculture and food sectors

9 September 2021 | CSIRO

The \$150 million investment from CSIRO, government and industry will tackle drought, the food export market and growing the protein market.

CSIRO Chief Executive Dr Larry Marshall said the three missions together aim to capture a \$20 billion opportunity for Australian agriculture to extend its position as a world leader. [More...](#)



## Draft State Infrastructure Strategy

Queensland Government

The Queensland Government is consulting on a Draft State Infrastructure Strategy (SIS) that presents a clear vision of the state government's infrastructure requirements over the next two decades. It's also clear about the challenges and opportunities we'll face over this time. [More...](#)

- [Agriculture industry can achieve net zero by 2040 | ABC](#)



Australian Government  
Department of Agriculture,  
Water and the Environment

2022 Science and Innovation  
for Young People in Agriculture,  
Fisheries and Forestry  
Grants now open!  
*Closing 5 PM (AEST) Friday 1 October*



## CRUSH STATISTICS

---

2021



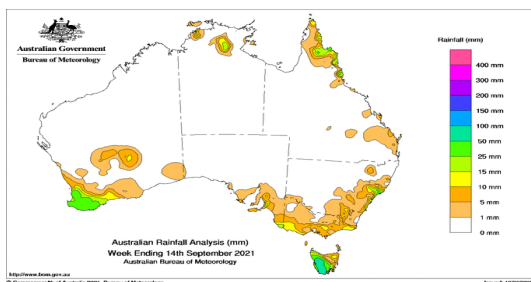


Week	Mill	Crush (t)	%CSS	
Date		STD	Week	STD
12 Sep 2021	Mossman	367,805	11.98	12.05
12 Sep 2021	Tableland	410,956	14.66	14.19
12 Sep 2021	Mulgrave	672,407	11.34	11.37
12 Sep 2021	South Johnstone	492,758	11.55	11.49
10 Sep 2021	Tully	1,287,211	12.45	12.71
11 Sep 2021	Victoria	1,284,324	12.79	12.61
11 Sep 2021	Macknade	593,496		
11 Sep 2021	Invicta	1,780,511	0.0	14.46
11 Sep 2021	Pioneer	974,186	0.0	14.51
11 Sep 2021	Kalamia	923,833	14.28	14.06
11 Sep 2021	Inkerman	834,658	14.90	14.18
11 Sep 2021	Proserpine	751,578	14.79	14.32
12 Sep 2021	Mackay	2,509,421	14.54	13.61
11 Sep 2021	Plane Creek	698,710	15.21	13.92
12 Sep 2021	Bundaberg	509,191	14.96	13.79
12 Sep 2021	Isis	533,437	14.37	13.59
<b>Maryborough</b>				
12 Sep 2021	Rocky Point	102,651	14.35	13.69
12 Sep 2021	Harwood	308,030	12.81	11.88
12 Sep 2021	Broadwater	373,002	13.48	12.24
12 Sep 2021	Condong	248,913	12.97	11.92

## WEATHER AND CLIMATE

### Weekly Rainfall Update

for 7 days to 9 am 14 September 2021



[Weekly Rainfall Update](#)

[MetEye](#) - your eye on the environment

The latest [Drought Statement](#)

## Rainfall Statistics

Week Ending 17 September 2021

Town	Sep	YTD
Mossman	36.6	1361.6
Mareeba	19.0	810.2
Cairns	11.8	2263.0
Gordonvale	11.8	2263.0
Innisfail	97.0	4286.0
Tully	97.0	4286.0
Ingham	25.4	3046.0
Ayr	4.0	942.0
Proserpine	13.8	981.0
Mackay	5.0	987.2
Bundaberg	10.8	360.6
Maryborough	11.6	563.2
Beenleigh	7.4	936.8
Murwillumbah	31.0	1302.6
Ballina	14.6	1370.6
Yamba	13.4	1351.6



### Queenslanders Get Ready for extreme weather

15 September 2021 | Queensland Government

Queenslanders are being encouraged to prepare for future disasters and severe weather thanks to the \$2 million Get Ready Queensland fund.



From emergency expos and community clean-ups to emergency plans in traditional Indigenous languages, the Get Ready Queensland fund is supporting local communities to better prepare for future extreme weather events. [More...](#)



## Bureau of Meteorology says La Niña's an even chance to return for a second consecutive spring

15 September 2021 | ABC

The Bureau of Meteorology (BOM) has moved to a La Niña watch, indicating there is now a 50 per cent chance of the rain-bearing climate driver returning this spring.

While that is double the normal chance, there is no guarantee it will eventuate. [More...](#)

## EVENTS

22 September 2021 - [Real time energy monitoring webinars](#)

24 September - 3 November 2021 - [Growing the Agriculture Workforce: Regional Workshops](#)

6 October 2021 - [ISCC Certification - What, Why and How? Webinar](#)

**REGISTER NOW**

12-13 OCTOBER 2021  
FREE ONLINE CONFERENCE

NUFFIELD AUSTRALIA FARMING SCHOLARS

70 YEARS

BRINGING THE WORLD HOME FOR 70 YEARS

**2021 NATIONAL CONFERENCE**

BRINGING THE WORLD HOME FOR 70 YEARS

NUFFIELD'S MAJOR EVENT FOR SCHOLARS, INVESTORS AND BROADER INDUSTRY

[www.nuffield.com.au](http://www.nuffield.com.au)

[#nuffieldag](https://twitter.com/nuffieldag)

### Industry Partners



7.

# HERE'S 10 THINGS TO KNOW.

FROM  QUEENSLAND FARMERS' FEDERATION

1.

Agriculture continues to play its part by limiting the impact of pests and diseases, and fulfilling its prevention and management obligations to ensure Queensland's economy, environment, health and way of life is not adversely impacted. Read QFF's [Queensland Country Life](#) column [HERE](#).

2.

QFF has partnered with [Ergon Energy Network and Energex](#) to save lives on the land. Farmers belonging to any of QFF's 20 industry members can apply for a 50 per

cent co-contribution to install up to 10 rotamarkers on their properties. For more information about the rebate and eligibility criteria, click [HERE](#).

3.

Calling all Central Highlands small and medium agribusinesses! Join QFF and [Jobs Queensland](#) at Emerald on Tuesday, 21 September for an [Agriculture Workforce Plan](#) industry consultation session. Register now [HERE](#). Agribusinesses and farmers are encouraged to complete an online survey about workforce planning. Have your say [HERE](#).

4.

The latest QFF [Energy Savers](#) e-newsletter is now available! Stay up-to-date with our new electricity tariff project, real-time energy monitoring work and updates on Queensland's Renewable Energy Zones. Read more [HERE](#).

5.

Rebates are available to help cover the costs of carbon farming advice tailored to each landholder's circumstances and property received as part of the [Land Restoration Fund](#) application process. Read more from QFF corporate partner [Holding Redlich](#) [HERE](#).

6.

Australian cotton growers are urged to use a new service developed by [Cotton Australia](#) to connect with job seekers. The [Cotton Jobs Australia](#) website enables growers to post jobs they need filling, and encourages candidates to apply for those jobs through a simple online form. Details [HERE](#).



# 7.

We will remain on tenterhooks until we arrive at a new COVID normal, where our vaccination rates are up and we begin lowering barriers at state and national borders and opening up the economy. What matters most is what we do with this gift of time, to prepare for a new COVID normal. Read more from QFF industry member [Growcom](#) [HERE](#).

# 8.

The Australian Government has announced the first stage of reforms to [Australia's labour mobility programs](#) – the Pacific Labour Scheme and the Seasonal Worker Programme – which intend to make the programs easier to access, protect worker welfare, and better meet the workforce needs of regional Australia. More [HERE](#).

# 9.

According to [ABARES](#), the Australian agricultural sector is looking at another record-breaking year, with the gross value of production forecast to reach \$73 billion in 2021-22. Read the Agricultural Commodities: September Quarter report [HERE](#).

# 10.

Crossing the border between New South Wales and Queensland from: a non-restricted border zone can only occur for work that cannot reasonably be performed from home; or from a restricted border zone or other hot spot can only occur using an exemption. Read more [HERE](#).



In this eNewsletter, we share a range of useful resources and updates, including about progress on the eradication of red witchweed, how to get a rebate for overhead warning markers, and the latest COVID-19 information for agribusinesses from Business Queensland.

### Bringing precision to Proserpine: video update

SRA Central District staff have recently collected estimated CCS information from a variable rate lime and gypsum trial that was established by Proserpine Young Farmers last year as part of their "Bringing Precision to Proserpine" project.

Watch the [video here](#).



**Queensland farmers can now access a rebate for overhead warning markers indicating powerlines on their properties to make rural workplaces safer.**

[READ MORE](#)

## Eradication of red witchweed on track

SRA has contributed to this collaborative project that has delivered improved weed eradication, minimising herbicide run-off from rainfall events and reducing equipment and labour costs, through better weather forecasting.

[READ MORE](#)



## Need information about COVID-19 border restrictions for agribusinesses?

Information for farmers is available. Find out about the non-restricted border zone, the restricted border zone, and exemptions for farmers and agribusiness workers.


[READ MORE](#)

## Events

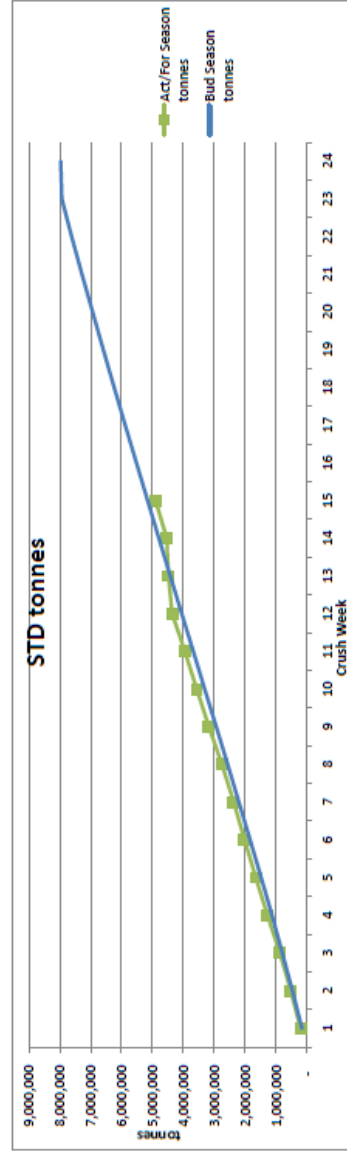
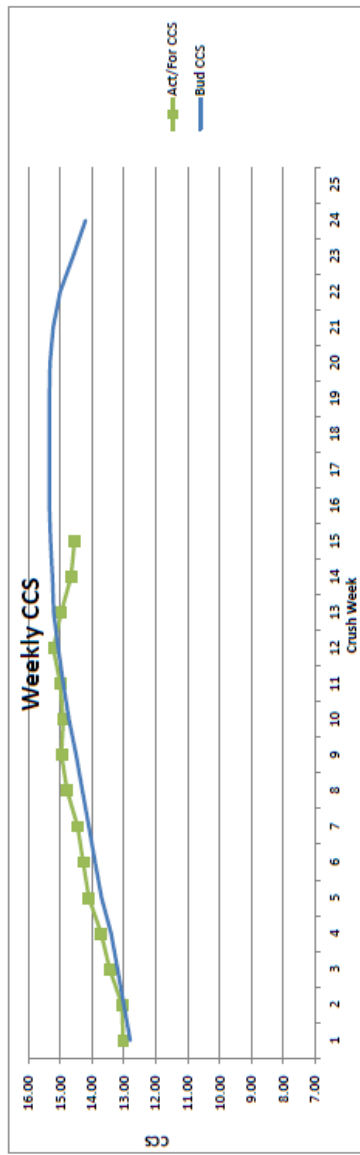
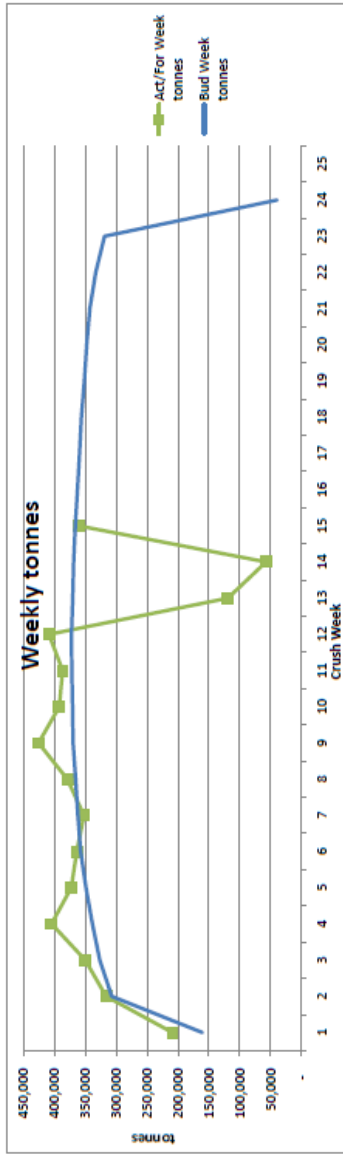
[Webinar: Screening for disease resistance and SRA's improved disease rating system](#) - 7 Oct, 9:00 am



## 8. Wilmar Production Report – Posted – 20/09/21

<b>Weekly production figures</b>					
<b>Burdekin region mills</b>					
<b>Week 15, ending 18 September 2021</b>					
<b>Cane crushed</b>	<b>This week</b>		<b>Season to date</b>		
Invicta	130,772		1,911,283		
Pioneer	63,927		1,038,113		
Kalamia	81,298		1,005,131		
Inkerman	85,089		919,747		
<b>Burdekin</b>	<b>361,086</b>		<b>4,874,274</b>		
<b>CCS</b>					
Invicta	14.36		14.45		
Pioneer	14.58		14.51		
Kalamia	13.91		14.05		
Inkerman	14.58		14.21		
<b>Burdekin</b>	<b>14.35</b>		<b>14.34</b>		
<b>Weekly variety performance for region</b>					
Variety	%	CCS	Variety	%	CCS
Q240	42	14.51	Q183	13	14.58
KQ228	20	14.32	Q232	6	14.58
Q208	15	14.37			
<b>Comments:</b>					
<p>Good throughput this week saw just over 360,000 tonnes of cane crushed. This was just below budget even though Invicta and Pioneer did not restart crushing operations until Monday, following the recent wet weather stop.</p> <p>Inkerman recorded its third highest throughput for the year.</p> <p>Wet ground conditions are still causing problems with harvesting in some areas</p> <p>Average weekly CCS was 14.35, which is below budget due to the effects of the wet conditions.</p> <p>The highest CCS sample was 17.5 from a rake of Q240 first ratoon in the Invicta Mill area.</p> <p>With school holidays under way, we ask parents and carers to remind children about the dangers of being in the vicinity of the cane rail network following a very close call on the weekend.</p> <p>Please explain to children that cane trains can't swerve and they can't come to a quick stop. It can take up to 1km for a fully-laden cane train to come to a complete stop.</p> <p>The travelling public is also reminded to 'Use your train brain' and always give way to cane trains.</p>					
<p><b>John Tait</b> Cane Supply Manager Burdekin Region</p>					
					

# 9. Wilmar Budget vs Actual – Crush Week 15 – Posted – 20/09/21



BURDEKIN MILLS - 2021 SEASON									
Week Ending	BUDGET				ACTUAL / FORECAST				
	Rain Stops hrs	Bud Week tonnes	Bud Season tonnes	Rain Stops hrs	Act/For Week tonnes	Act/For Season tonnes	Budget Bud CCS	Act/For CCS	Act/For CCS
12-Jun-21	24	160,673	160,673	0	209,078	209,078	12.80	13.02	13.06
19-Jun-21	22	307,248	467,921	26	316,387	525,465	13.00	13.06	13.06
26-Jun-21	20	326,549	794,470	10	350,091	875,556	13.20	13.45	13.45
03-Jul-21	18	338,563	1,133,033	2	404,602	1,280,168	13.40	13.71	13.71
10-Jul-21	16	349,073	1,482,106	0	372,701	1,652,859	13.70	14.10	14.10
17-Jul-21	15	357,450	1,839,556	0	363,869	2,016,728	13.90	14.28	14.28
24-Jul-21	14	361,998	2,201,554	0	352,261	2,368,989	14.10	14.45	14.45
31-Jul-21	14	365,542	2,567,096	0	379,019	2,748,008	14.30	14.78	14.78
07-Aug-21	13	369,750	2,936,846	0	425,770	3,173,778	14.50	14.96	14.96
14-Aug-21	13	370,649	3,307,495	0	392,039	3,565,817	14.70	14.90	14.90
21-Aug-21	12	371,980	3,679,475	0	386,853	3,952,670	14.90	15.00	15.00
28-Aug-21	12	372,401	4,051,876	0	408,678	4,361,348	15.06	15.21	15.21
04-Sep-21	12	370,504	4,422,380	115	119,171	4,480,519	15.20	14.97	14.66
11-Sep-21	12	368,762	4,791,142	145	57,452	4,537,971	15.24	14.66	14.66
18-Sep-21	12	366,162	5,157,304	19	361,087	4,899,058	15.30	14.55	14.55
25-Sep-21	12	362,755	5,520,059	12	362,755	5,261,813	15.34	15.34	15.34
02-Oct-21	12	359,470	5,879,529	12	359,470	5,621,283	15.34	15.34	15.34
09-Oct-21	12	356,398	6,235,927	12	356,398	5,977,681	15.34	15.34	15.34
16-Oct-21	12	351,711	6,587,638	12	351,711	6,329,392	15.34	15.34	15.34
23-Oct-21	12	347,732	6,935,370	12	347,732	6,677,124	15.32	15.32	15.32
30-Oct-21	12	342,757	7,278,127	12	342,757	7,019,881	15.22	15.22	15.22
06-Nov-21	14	333,140	7,611,267	14	333,140	7,353,021	15.00	15.00	15.00
13-Nov-21	16	318,955	7,930,222	16	318,955	7,671,976	14.59	14.59	14.59
20-Nov-21	3	39,778	7,970,000		228,566	7,900,542	14.20	14.20	14.20
27-Nov-21					69,458	7,970,000			
	334	7,970,000		419	7,970,000		14.62	14.52	14.52

**Comments:**  
 Good throughout this week with just over 360,000 tonnes crushed. This was just slightly under budget even though Invicta and Pioneer did not restart following the wet weather shutdown until Monday. Inkerman recorded its third highest throughput for the year.  
 Wet ground conditions are still causing problems with harvesting in some areas.  
 Average weekly CCS was 14.35, which is below budget due to the effects of the wet conditions.

## 10. QSL Event Invitation – Posted – 22/9/21

17 September 2021



### Join us for a QSL Sugar Market Update

Burdekin Growers are invited to join QSL Managing Director and CEO Greg Beashel and QSL Senior Manager, Treasury and Risk Matt Page for a market update. Greg will also cover off on QSL product improvements.

Please feel free to come along straight from the farm - this is an informal opportunity to meet with Greg & Matt.

**Thursday, 30 September 2021**

**3pm - 5pm**

**The Home Hill Cricket Club**

Access from First Street, through the race track.

Refreshments provided.

To RSVP click the blue button below or respond to  
Kristen Paterson | 0438 470 235 | [kristen.paterson@qsl.com.au](mailto:kristen.paterson@qsl.com.au)

We look forward to seeing you there

**RSVP**



## Burdekin



*Grower Relationship Manager*

**Russell Campbell**

0408 248 385

[russell.campbell@qsl.com.au](mailto:russell.campbell@qsl.com.au)



*Grower Relationship Officer*

**Kristen Paterson**

0438 470 235

[kristen.paterson@qsl.com.au](mailto:kristen.paterson@qsl.com.au)



*Grower Relationship Officer*

**Rebecca Love**

0429 054 330

[rebecca.love@qsl.com.au](mailto:rebecca.love@qsl.com.au)

# Kalamia Cane Growers Organisation Services

## Offered to Members and Non-Members



**KCGO in partnership with  
Chevron Australia Downstream Fuels P/L  
are proud to provide  
Bulk Fuel and Lubricant services  
to KCGO Members & Non-Members  
of the Burdekin Region.  
Call now to take advantage  
of our discounted pricing.**

Credit Card payment options available to  
KCGO Members only



**KALAMIA CANE  
GROWERS  
ORGANISATION  
LIMITED (KCGOL)  
&  
KALAGRO LIMITED**

**Located at:**

140 Young Street, AYR

**Office Hours:**

Monday – Friday  
8.30am – 4.30pm

**Postal Address:**

PO Box 597, AYR QLD 4807

**Phone:**

07 47 83 13 12

**Email:**

[admin@kalagro.com.au](mailto:admin@kalagro.com.au)

**Web:**

[www.kalagro.com.au](http://www.kalagro.com.au)

**Facebook:**

KalamiaCaneGrowersOrg  
Ltd



## KCGO PROVIDES PAYROLL SERVICES

Service offered to KCGO Members & Non-Members

- Wages Preparation – Fair Work ATO & STP Compliancy
- Superannuation
- End of Financial Year Processing
- WorkCover – Premiums & Claims Assistance



BAS agent  
25954836

Payroll Manager  
Jacki Kratzmann

## KCGO PAYROLL SERVICE CHARGES

### **Members**

\$12.20 (incl GST) per Payslip

### **Non-members**

\$14.15 (incl GST) per Payslip

### **All Clients**

\$20.25 (incl GST) End of Financial Year Processing (per Employee)

# Harvest Invoice Services



## PREPARATION OF WEEKLY HARVEST INVOICE CHARGES

Service offered to KCGO Members & Non-Members

### **Members:**

\$12.20 (incl GST) per Invoice

### **Non-members:**

\$14.15 (incl GST) per Invoice

### **Postage Charges:**

\$1.10 per Env.

### **Delivery Options:**

- Invoices emailed
- posted
- KCGO office pickup option