



**KALAMIA CANE GROWERS  
ORGANISATION LTD**

# *Weekly Web Round Up*

*Friday, 29th October 2021*

## *Kalagro Fuel Price*

**DIESEL - \$1.49860 including GST**

**UNLEADED - \$1.59608 including GST**

**Fuel Delivered - Monday - Friday**

# Contents List

1. REMINDER – KCGO Member Discounted Health Insurance
2. SRA Media Release – Fall Armyworm detection
3. Wilmar Weekly Equity Summary - Crush Week 20
4. Wilmar Weekly Variety Summary - Crush Week 20
5. QSL Information Brief –25th October 2021
6. QFF 10 Things to know – 25th October 2021
7. Wilmar Cessation Notices
8. QSL Quarterly Statement BAS Processing Changes
9. Wilmar Production Report – Crush Week 20
10. Wilmar – Burdekin Grower Update
11. Wilmar Budget vs Actual – Crush Week 20





# 1. REMINDER\*\* - KCGO MEMBER DISCOUNTED HEALTH INSURANCE OFFER



## Corporate Health Insurance

Working together with Kalamia Cane Growers, we are excited to offer you a healthy corporate discount on your health insurance under the Kalamia Cane Growers Corporate Health Plan. Experience the Queensland Country difference with:

- ✓ **Healthy savings**  
A 6% discount\* on your annual policy premium.
- ✓ **A dedicated Corporate Partnership Manager**  
Kim Anderson, your dedicated Corporate Partnership Manager will be happy to help you with any questions you may have.
- ✓ **Easy to understand products**  
Our products are easy to understand and provide our Members with great value for money and peace of mind.
- ✓ **Excellent service**  
We're here to help. Our commitment to helping our Members is second to none with fast and friendly service both face to face or over the phone.
- ✓ **National Coverage**  
We provide coverage anywhere in Australia, giving you peace of mind wherever you work, live or play.
- ✓ **95% Member satisfaction rating^**
- ✓ **Generous benefits**  
Our benefits help promote a healthy lifestyle and based on direct Member feedback, are regularly reviewed to ensure they remain competitive.
- ✓ **Easy claiming**  
Claim easily anywhere, anytime through our Mobile App by simply uploading a photo of your receipt or via our Online Member Services portal.

If you have any questions or for more information contact your dedicated Corporate Partnership Manager, Kim today!



**Queensland  
Country  
Health Fund**

0417 622 856 • [kanderson@queenslandcountry.health](mailto:kanderson@queenslandcountry.health)

\* The corporate discount is provided under the Kalamia Cane Growers Corporate Health Plan and is applied to the gross premiums at the chosen level of cover.  
\*\*Source: January 2021 Member Satisfaction Survey, 63% were very satisfied and 32% were somewhat satisfied from 1,494 respondents.

# Already a Member with Queensland Country?

We'll give you a  
**\$100\***  
Gift Card!

If they take out an eligible singles policy

*We'll double it for a couple or family!*



Great news if you're already a Member you'll now be eligible to receive a **corporate discount\*** on your premium! To receive this discount simply complete the Apply Discount Form on your health insurance portal. Once you have submitted the request form, we will confirm via email or post that the discount has been applied.

**ALSO**, don't forget to **refer a friend, family member, colleague or work mate** to Queensland Country and if they take out an eligible singles policy during the promotional period you'll receive a \$100 Visa Gift Card\*. And we'll double it for couples or family policies!

Make sure you tell your friend when joining to provide us with your name and contact details, so we can send you your gift card.

**There is no gift card limit, so tell as many friends as you like!!**



**Queensland  
Country**  
Health Fund

0417 622 856 • [kanderson@queenslandcountry.health](mailto:kanderson@queenslandcountry.health)

\* The corporate discount is provided under the Kalamia Cone Growers Corporate Health Plan and is applied to the gross premiums at the chosen level of cover. \* Offer valid until 31 December 2021. The referring person must be an existing Queensland Country Health Fund policy holder. Available to new Silver and Bronze Hospital policies only. Available with corporate discount offers, but not in conjunction with any other offer. Terms and conditions apply and are available at [queenslandcountry.health](http://queenslandcountry.health) Queensland Country Health Fund Ltd ABN 18 085 048 237.

## 2. SRA – Media Release – Fall Armyworm Burdekin detection – Posted – 23/10/21



Fall armyworm (FAW) has been detected on two separate blocks of sugarcane in the Burdekin region. Growers are advised to remain aware and observant, but at this stage there is no cause for action.

The first block where the FAW was detected is young late plant cane and had a high level of grass weeds present in the block. These grass weeds have been controlled, and it is suspected that the population of FAW has subsequently moved from them to the sugarcane crop.

On this block there is less than one FAW per stool, and damage is minimal, so there is no requirement to spray or control the FAW worm at this stage. It is worth noting that there were crops of corn and sorghum in the near vicinity of this affected block and those crops are more susceptible to FAW damage than cane.

Growers are encouraged to remain observant and contact your local advisor if you have any concerns.

The situation is being monitored locally and SRA entomologists will be conducting further analysis on samples. Further updates and advice will be provided.

Previous detections of FAW in sugarcane on the Atherton Tablelands resulted in minimal damage to the crop at the time, and no control operations were required.

More information about FAW is available on the [SRA website](#).



*FAW crop damage noted in the Burdekin region*



*FAW specimen located in the Burdekin region*

### 3. Wilmar Weekly Equity Summary – Crush Week 20 Posted – 25/10/21

#### KALAMIA MILL

#### Harvest Equity Bin Allotments Summary

Harvest Group	Orig Est	Adjusted Est	Tonnes Week	Tonnes STD	Tonnes Remains	% Delivered	%Diff	%ActOrig	%ActLa test	Bin Allot Orig	Bin Allot Current	WeekBinW t	RollBinWt	Tonnes Allotment Current
Kalamia	1,637,976	1,552,673	60,041	1,370,314	182,359	88.33								
206-DOWSON HARVESTI	129,819	126,812	4,968	109328.14	17,484	86.23	-2.10	99.38	99.27	172	202	6.26	6.19	1,249
250-ZSUSPENSE	4,529	4,589	0	3765.9	823	82.06	-6.27	103.86	103.86	37	75	5.53	5.47	412
301- MUGUIRA	30,925	30,765	1,400	27035.38	3,730	87.88	-0.45	102.10	101.98	82	86	6.25	6.23	533
310-G TUFFIN	41,267	37,693	938	33439.88	4,253	88.72	0.39	93.76	95.27	82	78	5.72	6.09	473
313-M SARTORI	69,115	69,657	2,197	60539.08	9,118	86.91	-1.42	104.95	104.20	109	138	6.00	5.99	829
320-J NIELSON	73,009	64,594	2,354	57281.12	7,313	88.82	0.49	91.78	92.72	115	112	6.16	5.96	665
321-J SOUTHERN	76,839	73,989	3,265	64818.74	9,170	87.61	-0.72	97.28	96.04	122	138	6.16	6.03	834
323-KIEHNE GUY FARM	72,008	70,170	2,764	61991.46	8,178	88.35	0.02	101.22	101.22	114	117	6.17	6.35	743
330-S BAPTY	58,712	54,581	2,122	46342.8	8,238	84.91	-3.42	95.36	97.62	93	123	5.98	6.11	749
333-FIAMINGO HARVES	98,244	91,071	4,218	81486.17	9,585	89.48	1.15	94.89	96.50	155	129	6.80	6.75	871
341-M OLSEN	67,744	67,149	2,476	58557.73	8,592	87.21	-1.12	102.20	98.90	107	115	6.80	6.77	781
342-BONANNO BROS	58,815	54,365	1,796	47777.34	6,587	87.88	-0.45	93.73	95.01	93	92	6.37	6.53	599
353-KILRIE ROAD CON	80,285	75,086	3,211	67970.46	7,116	90.52	2.19	94.63	95.34	127	107	6.31	6.07	647
361-J KELLY	146,718	135,283	4,157	120385.06	14,898	89.08	0.75	95.43	96.26	194	171	6.26	6.23	1,064
373-M SCUDERI	98,557	94,369	3,820	83514.14	10,855	88.50	0.17	97.96	98.68	156	156	6.32	6.31	987
380-C MINUZZO	90,077	86,320	3,343	76051.49	10,268	88.10	-0.23	97.50	97.71	142	146	6.56	6.38	933
383-PIRRONE 1	37,027	35,600	1,989	31995.92	3,604	89.88	1.55	98.45	99.22	146	111	6.50	6.52	721
391-C QUAGLIATA	101,712	95,715	3,784	84960.09	10,755	88.76	0.43	96.00	96.52	161	146	6.85	6.71	978
399-SUSPENSEZ	0	0	0	0	0	0.00	-88.33	0.00	0.00	0	0	5.00	5.00	0
303-LAIDLAW	86,671	81,454	2,411	73833.26	7,621	91.22	2.89	95.08	91.47	137	116	6.21	5.97	693
332-ELSMAC HARVESTI	84,317	78,697	3,157	69642.21	9,055	88.49	0.16	93.84	94.76	133	134	6.12	6.15	823
395-M AHERN	65,865	64,849	2,917	57911.06	6,938	89.30	0.97	99.59	99.59	104	103	5.86	6.10	631
364-SHERLOCK	23,680	21,966	1,651	18649.22	3,317	84.90	-3.43	104.04	103.86	93	114	5.81	5.83	663
343-MEDHURST HARVES	42,043	37,899	1,104	33037.54	4,862	88.53	0.20	93.86	95.45	84	89	5.94	6.07	540

#### INKERMAN MILL

#### Harvest Equity Bin Allotments Summary

Harvest Group	Orig Est	Adjusted Est	Tonnes Week	Tonnes STD	Tonnes Remains	% Delivered	%Diff	%ActOrig	%ActLa test	Bin Allot Orig	Bin Allot Current	WeekBinW t	RollBinWt	Tonnes Allotment Current
Inkerman	1,679,436	1,683,236	80,511	1,334,432	348,804	79.29								
402-CANNAVAN	78,271	78,051	3,966	60371.72	17,679	77.35	-1.94	101.52	100.46	126	133	6.63	6.65	884
403-MILBURN 2	13,422	14,024	648	11611.58	2,413	82.80	3.51	104.99	101.48	54	47	5.89	6.36	302
409-CONTZONIS	85,729	85,249	3,768	70288.76	14,961	82.45	3.16	102.75	100.90	138	122	6.22	6.14	748
410-BONANNO	62,980	64,179	2,964	52240.66	11,938	81.40	2.11	104.89	103.82	101	95	6.28	6.31	597
412-MARANO G	61,272	67,193	3,176	51494.61	15,698	76.64	-2.65	112.54	105.06	99	119	6.48	6.57	785
413-AHC	59,613	59,912	3,280	46887.58	13,024	78.26	-1.03	106.53	104.41	96	97	6.75	6.74	651
414-LOIZOU	58,538	59,571	2,686	47623.05	11,948	79.94	0.65	105.19	104.94	119	111	6.68	6.74	747
415-MILBURN 1	32,806	32,195	1,635	26442.24	5,753	82.13	2.84	99.50	99.41	88	75	6.12	6.41	479
419-ACHURRA	23,733	24,785	1,349	20540.23	4,245	82.87	3.58	108.24	108.29	64	55	6.24	6.41	354
420-BOCCO HARVESTIN	58,263	59,918	2,869	46560.3	13,358	77.71	-1.58	104.13	98.36	94	107	5.98	6.23	668
421-DOWNRIVER HARVE	82,445	78,581	3,668	62273.18	16,307	79.25	-0.04	96.66	96.67	133	133	6.01	6.15	815
424-CASSIDY CREEK H	98,654	97,555	4,921	75690.03	21,865	77.59	-1.70	98.99	97.30	159	162	6.70	6.76	1,093
426-BETTERIDGE	73,680	75,541	3,272	59338.42	16,203	78.55	-0.74	103.08	100.57	119	127	6.32	6.40	810
427-MANN	76,301	84,387	3,975	66295.91	18,092	78.56	-0.73	107.50	97.86	123	140	6.40	6.44	905
428-DALE	79,565	78,370	3,772	62063.2	16,306	79.19	-0.10	100.38	99.38	128	117	6.93	6.96	815
429-SIRO HARVESTING	56,829	56,180	3,180	45025.25	11,155	80.14	0.85	103.39	103.25	115	103	6.82	6.78	697
430-M & K HARVESTIN	58,553	54,020	2,494	42560.79	11,460	78.79	-0.50	94.24	93.91	94	87	6.39	6.55	573
431-S BETTERIDGE2	16,328	15,485	703	12844.59	2,640	82.95	3.66	98.29	96.62	134	97	6.76	6.83	660
432-FOWLER	44,374	42,944	2,202	34249.09	8,695	79.75	0.46	99.19	98.21	90	85	6.29	6.42	543
433-SGROI	64,232	60,507	2,770	49626.99	10,880	82.02	2.73	96.43	98.71	130	115	5.68	5.89	680
434-WRHC 1	31,135	30,605	1,515	24566.6	6,038	80.27	0.98	99.17	98.66	125	124	6.31	6.08	755
435-ROSSATO	38,141	38,936	2,273	30715.09	8,221	78.89	-0.40	108.35	103.79	77	85	6.46	6.06	514
436-POPULIN 2	35,600	35,996	1,684	28614.75	7,381	79.49	0.20	103.09	100.31	96	93	6.33	6.63	615
437-GA & RL HARVEST	78,630	83,637	3,908	65380.01	18,257	78.17	-1.12	103.07	97.01	127	141	6.28	6.49	913
438-WRHC 2	27,845	27,488	1,487	22141.81	5,346	80.55	1.26	101.00	100.22	112	106	6.25	6.32	668
439-POPULIN 1	20,895	22,572	788	18089.69	4,483	80.14	0.85	110.74	105.55	88	88	5.80	6.38	560
441-MACELROY	117,781	114,366	5,507	90296.09	24,070	78.95	-0.34	98.70	97.11	159	143	6.87	6.72	963
442-BERRYMAN	37,385	35,888	1,898	28339.37	7,549	78.97	-0.32	96.90	96.91	101	97	6.48	6.51	629
443-BERRYMAN 2	33,446	33,071	1,365	26822.11	6,249	81.92	2.63	99.25	98.31	134	121	6.09	6.47	781
446-TA POLI	72,992	72,030	2,786	55438.23	16,592	76.97	-2.32	100.84	100.49	118	128	6.33	6.46	830
450-EXTRAS	0	0	0	0	0	0.00	-79.29	0.00	0.00	0	0	6.00	6.00	0

# INVICTA MILL

## Harvest Equity Bin Allotments Summary

Harvest Group	Orig Est	Adjusted Est	Tonnes Week	Tonnes STD	Tonnes Remains	% Delivered	%Diff	%ActOrig	%ActLa test	Bin Allot Orig	Bin Allot Current	WeekBinWt	RollBinWt	Tonnes Allotment Current
<b>Invicta</b>	<b>3,094,085</b>	<b>3,024,598</b>	<b>124,418</b>	<b>2,635,512</b>	<b>389,086</b>	<b>87.23</b>								
101-PILLA	100,331	93,351	3,798	82185.14	11,166	88.04	0.81	94.80	96.77	119	112	5.81	5.87	657
103-PIEROTTI	65,222	60,707	2,744	52169.52	8,538	85.94	-1.29	95.64	101.20	109	120	6.02	5.93	711
107-STOCKHAM HUSTON	213,066	201,278	6,171	174525.12	26,753	88.12	0.89	96.88	97.47	253	264	6.09	5.97	1,574
112-JENSEN HARVESTI	127,352	125,275	5,906	110000.29	15,274	87.81	0.58	100.27	101.29	151	152	5.56	5.92	898
113-GREENACRES	141,925	140,718	6,540	124965.19	15,753	88.81	1.58	100.52	100.26	169	144	6.22	6.44	927
114-SISL	101,636	103,272	4,911	92030.21	11,242	89.11	1.88	103.29	99.68	170	152	6.33	6.18	937
116-JERONA	102,888	100,845	4,900	88160	12,685	87.42	0.19	100.24	102.18	172	173	6.30	6.12	1,057
117-ROCKS	90,783	89,922	4,837	78970.82	10,951	87.82	0.59	99.56	98.80	152	153	5.97	5.98	913
120-UPPER HAUGHTON	104,109	102,510	4,899	88745.35	13,765	86.57	-0.66	100.65	100.97	124	150	5.61	5.38	810
121-BOHLE	115,398	104,679	4,329	93461.49	11,218	89.28	2.05	92.07	93.53	137	110	6.05	6.00	660
125-OAKY HARVESTING	230,558	225,221	9,484	192262.05	32,959	85.37	-1.86	98.20	98.59	386	502	5.18	5.47	2,747
129-STOCKHAM ROAD H	153,531	158,331	5,466	134182.91	24,148	84.75	-2.48	105.43	103.09	182	274	4.71	5.18	1,420
130-MIO G	323,142	311,935	12,577	275534.4	36,400	88.33	1.10	100.21	101.03	384	394	5.21	5.44	2,141
140-HAUGHTON SUGAR	121,442	122,151	4,101	100715.49	21,435	82.45	-4.78	100.55	100.04	203	315	5.37	5.67	1,786
142-MONA PARK HARVE	75,820	70,757	3,111	61697.1	9,060	87.20	-0.03	95.60	96.10	127	129	5.85	5.83	755
145-KELLY HARVESTIN	109,086	112,857	5,041	98433.62	14,423	87.22	-0.01	104.86	101.35	152	153	6.07	6.27	962
148-DALSANTO	101,647	103,720	3,099	92950.06	10,770	89.62	2.39	105.35	105.16	170	141	6.54	6.37	898
150-RAPISARDA	215,430	220,168	9,346	190786.05	29,382	86.65	-0.58	104.14	97.61	360	416	5.92	5.89	2,448
152-MULGRAVE HARVES	118,010	120,198	4,809	104117.6	16,081	86.62	-0.61	102.60	99.74	164	192	6.27	5.59	1,072
153-HESP	86,716	78,863	2,314	67954.42	10,909	86.17	-1.06	92.41	99.95	145	153	5.46	5.94	909
157-MITCHELL ROAD H	112,160	97,847	2,925	86104.51	11,743	88.00	0.77	91.46	90.95	188	155	6.39	6.33	979
171-JULMAR HARVESTI	74,406	73,460	3,041	64818.2	8,642	88.24	1.01	100.96	98.77	124	123	5.82	5.85	720
172-WYBURG 2B	96,807	98,102	5,352	85911.65	12,191	87.57	0.34	107.05	105.71	115	112	6.34	6.43	717
173-CERVONI	97,446	94,448	3,957	82307.04	12,141	87.15	-0.08	100.24	101.76	163	155	6.60	6.54	1,012
199-SUSPENSE	0	0	0	0	0	0.00	-87.23	0.00	0.00	0	0	5.30	5.30	0
102-SCARABEL	15,174	13,982	762	12524.01	1,458	89.57	2.34	94.79	100.82	64	46	6.35	6.30	292
999-ZZFORREMOVAL	0	0	0	0	0	0.00	-87.23	0.00	0.00	0	0	6.00	6.00	0

# PIONEER MILL

## Harvest Equity Bin Allotments Summary

Harvest Group	Orig Est	Adjusted Est	Tonnes Week	Tonnes STD	Tonnes Remains	% Delivered	%Diff	%ActOrig	%ActLa test	Bin Allot Orig	Bin Allot Current	WeekBinWt	RollBinWt	Tonnes Allotment Current
<b>Pioneer</b>	<b>1,677,543</b>	<b>1,657,392</b>	<b>79,103</b>	<b>1,448,930</b>	<b>208,462</b>	<b>87.47</b>								
212-THE ROCKS FARM	215,930	229,387	12,470	200209.74	29,177	87.28	-0.19	107.45	101.62	432	572	4.59	4.25	2,431
214-MIO	85,430	84,809	4,305	73585.96	11,223	86.77	-0.70	101.08	100.79	171	187	5.05	4.99	935
215-P RONCATO HARVE	81,354	77,520	4,119	68313.62	9,206	88.12	0.65	96.72	97.11	163	165	4.76	4.66	767
216-QUAGLIATA	64,553	69,709	3,081	60463.81	9,246	86.74	-0.73	109.64	100.81	129	167	4.33	4.60	770
217-SISL2	83,189	80,704	3,286	71431.32	9,273	88.51	1.04	97.29	97.90	166	146	5.09	5.30	773
225-COLEVALE	77,738	74,342	3,936	65025.82	9,316	87.55	0.08	97.42	97.80	155	151	5.30	5.14	776
226-LANDO (SHEEPSTA	69,722	66,810	3,664	57891.55	8,918	86.65	-0.82	97.61	95.82	139	140	5.29	5.32	743
227-MINUTI	76,285	73,754	3,213	64485.87	9,268	87.43	-0.04	98.50	96.91	153	163	4.54	4.73	772
228-CASTELANELLI	79,452	75,983	3,831	66702.53	9,280	87.79	0.32	97.01	96.87	159	164	4.69	4.71	773
229-MCLAUGHLIN	24,884	24,262	1,163	21509.07	2,752	88.66	1.19	99.75	99.75	83	87	4.69	4.52	393
231-VIERO	96,041	89,070	3,839	78041.55	11,028	87.79	0.32	98.01	95.10	160	145	4.83	5.06	735
233-BUGEJA	91,497	87,595	3,885	76600.08	10,995	87.45	-0.02	96.99	96.12	183	185	4.74	4.96	916
234-PIRRONE	57,388	56,475	1,879	49165.26	7,309	87.62	0.15	99.97	99.97	143	146	4.97	4.99	731
239-SRA	2,319	3,049	0	2936.97	112	98.28	10.81	133.03	133.03	12	6	4.03	4.03	22
243-HOEY	102,097	95,972	4,673	81493.29	14,479	84.91	-2.56	98.41	101.77	204	287	4.08	4.21	1,207
245-DEZOLT	100,134	101,129	4,557	88140.92	12,988	87.42	-0.05	101.71	102.48	200	210	5.21	5.16	1,082
246-MILLER	77,398	80,164	4,285	68817.8	11,346	85.85	-1.62	106.57	105.79	155	206	4.73	4.59	946
247-SPENCE	100,016	94,957	4,296	83860.09	11,097	88.31	0.84	95.75	91.83	167	139	5.37	5.34	740
248-CURRO	120,009	110,088	5,033	97176.44	12,912	88.27	0.80	95.03	99.52	240	213	5.30	5.06	1,076
250-ZSUSPENSE	0	0	0	0	0	0.00	-87.47	0.00	0.00	0	0	5.53	5.47	0
444-CHAPMAN	72,107	81,616	3,588	73077.95	8,538	89.54	2.07	117.20	104.01	144	130	5.64	5.47	712



# 4. Wilmar Weekly Variety Summary – Crush Week 20

## Posted – 25/10/21

### KALAMIA MILL

Mill : KALAMIA  
dbp453: DI 09  
2021 season: Std wk 34 Week 20 ending 23-Oct-21  
Report Name: FULL REPORT  
Page: 6

Variety Code Name	Plant	One Year Ratoon	Total	Standover Plant	Standover Ratoon	Total	ALL CANE Total	% CANE Supply	Avgc Bin Wt	1-Yr	CCS S/O	Total	1-Yr Purity S/O	Total Purity S/O	Cane EM %	Mud Index
200 Q240	574	20820	21394				21394	30.8	6.47	14.08		14.08	86.2	86.2		3.2
178 KO228		16836	16836				16836	24.2	6.48	13.75		13.75	85.5	85.5		4.2
143 Q183		11529	11529				11529	16.6	6.23	14.48		14.48	86.4	86.4		4.4
163 Q208		9468	9468				9468	13.6	5.96	13.98		13.98	85.3	85.3		3.4
190 Q232		7299	7299				7299	10.5	5.93	13.95		13.95	85.4	85.4		2.9
204 Q253		1497	1497				1497	2.1	6.24	12.09		12.09	83.0	83.0		3.6
26 Mixed	178	537	715				715	1.0	5.38	12.54		12.54	82.1	82.1		4.8
6 Experime	118	329	447				447	0.6	5.21	13.18		13.18	84.8	84.8		2.0
211 SRA8		82	82				82	0.1	5.92	12.74		12.74	83.5	83.5		3.8
205 Q252		36	36				36	0.0	6.08	13.75		13.75	86.0	86.0		3.0
<b>TOTAL</b>	<b>871</b>	<b>68438</b>	<b>69309</b>				<b>69309</b>	<b>100.0</b>	<b>6.27</b>	<b>13.97</b>		<b>13.97</b>	<b>85.7</b>	<b>85.8</b>		<b>3.7</b>

### INKERMAN MILL

Mill : INKERMAN  
dbp453: DI 09  
2021 season: Std wk 34 Week 20 ending 23-Oct-21  
Report Name: CANE SUPPLY INFO  
Page: 7

Variety Code Name	Plant	One Year Ratoon	Total	Standover Plant	Standover Ratoon	Total	ALL CANE Total	% CANE Supply	Avgc Bin Wt	1-Yr	CCS S/O	Total	1-Yr Purity S/O	Total Purity S/O	Cane EM %	Mud Index
178 KO228	5942	24141	30084				30084	39.9	6.58	14.46		14.46	86.2	86.3		4.2
200 Q240	1622	22492	24114				24114	32.0	6.46	14.19		14.19	86.0	86.1		3.0
163 Q208	2415	8787	11202				11202	14.8	6.04	14.25		14.25	85.4	85.5		3.6
143 Q183	322	7032	7355				7355	9.7	6.35	14.69		14.69	86.9	86.9		4.1
190 Q232	968	1392	2360				2360	3.1	6.28	14.67		14.67	86.4	86.4		3.6
205 Q252		219	219				219	0.2	5.93	12.97		12.97	84.4	84.4		4.7
211 SRA8		17	17				17	0.0	4.35	14.82		14.82	86.0	86.0		2.0
<b>TOTAL</b>	<b>11272</b>	<b>64083</b>	<b>75356</b>				<b>75356</b>	<b>100.0</b>	<b>6.42</b>	<b>14.37</b>		<b>14.37</b>	<b>86.1</b>	<b>86.2</b>		<b>3.7</b>

### INVICTA MILL

Mill : INVICTA  
dbp453: DI 09  
2021 season: Std wk 34 Week 20 ending 23-Oct-21  
Report Name: LAB  
Page: 7

Variety Code Name	Plant	One Year Ratoon	Total	Standover Plant	Standover Ratoon	Total	ALL CANE Total	% CANE Supply	Avgc Bin Wt	1-Yr	CCS S/O	Total	1-Yr Purity S/O	Total Purity S/O	Cane EM %	Mud Index
200 Q240	2201	49389	51590				51590	38.6	6.02	14.47		14.47	86.8	86.9		3.5
190 Q232	907	24936	25844				25844	19.3	5.36	13.25		13.25	84.3	84.4		3.0
143 Q183	139	23647	23787				23787	17.8	5.92	15.04		15.04	87.0	87.1		5.4
163 Q208	303	23363	23667				23667	17.7	5.74	14.33		14.33	85.4	85.4		3.1
178 KO228	702	6184	6886				6886	5.1	6.08	14.24		14.24	85.8	85.8		4.0
204 Q253		1159	1159				1159	0.8	5.95	12.10		12.10	83.3	83.3		3.0
205 Q252		400	400				400	0.3	6.07	14.12		14.12	87.0	87.0		4.0
26 Mixed		312	312				312	0.2	6.12	13.09		13.09	84.0	84.0		4.0
<b>TOTAL</b>	<b>4254</b>	<b>129393</b>	<b>133647</b>				<b>133647</b>	<b>100.0</b>	<b>5.82</b>	<b>14.27</b>		<b>14.27</b>	<b>86.0</b>	<b>86.1</b>		<b>4.2</b>

### PIONEER MILL

Mill : PIONEER  
dbp453: DI 09  
2021 season: Std wk 34 Week 20 ending 23-Oct-21  
Report Name: FULL REPORT  
Page: 6

Variety Code Name	Plant	One Year Ratoon	Total	Standover Plant	Standover Ratoon	Total	ALL CANE Total	% CANE Supply	Avgc Bin Wt	1-Yr	CCS S/O	Total	1-Yr Purity S/O	Total Purity S/O	Cane EM %	Mud Index
200 Q240		43682	43682				43682	55.9	4.96	14.41		14.41	87.1	87.1		2.1
143 Q183		13581	13581				13581	17.3	4.76	15.30		15.30	88.1	88.1		4.0
163 Q208	94	7913	8008				8008	10.2	4.67	14.74		14.74	87.1	87.2		2.2
190 Q232		6174	6174				6174	7.9	4.30	14.07		14.07	86.0	86.1		2.3
178 KO228		3387	3387				3387	4.3	5.12	14.24		14.24	86.6	86.6		3.0
204 Q253		2227	2227				2227	2.8	4.28	13.88		13.88	86.3	86.3		3.0
90 No varie		466	466				466	0.6	4.85	15.70		15.70	87.7	87.7		2.4
211 SRA8		457	457				457	0.5	4.66	14.03		14.03	86.1	86.2		3.2
144 Tellus		132	132				132	0.1	5.09	13.83		13.83	85.7	85.8		1.2
<b>TOTAL</b>	<b>94</b>	<b>78021</b>	<b>78116</b>				<b>78116</b>	<b>100.0</b>	<b>4.82</b>	<b>14.56</b>		<b>14.56</b>	<b>87.1</b>	<b>87.2</b>		<b>2.5</b>

## 5. QSL Information Brief – 25<sup>th</sup> October 2021

### Posted – 25/10/21



Please find below a short news & information brief from QSL that you may wish to use in your communications to your members.

- **FINAL REMINDER: 2022 Marketing Nominations close 31 October 2021**
- **QSL's 2021 Annual General Meeting:** QSL held its 2021 Annual General Meeting in Brisbane on Friday 22 October, using the forum to detail its strong results from the past financial year and current efforts to create new value for members. In addition to the AGM, QSL's Grower Representative Members also met to discuss industry issues, and current QSL initiatives. Copies of QSL Chairman Guy Cowan's AGM address and Chief Executive Officer and Managing Director Greg Beashel's AGM presentation are both available by [clicking here](#).
- **Market Update Podcast:** Catch up on all the latest sugar market and currency news by listening to our latest Market Update podcast by [clicking here](#).
- **Quarterly ledgers now available:** Preparing your Business Activity Statement? QSL Direct growers can find a summary of all their QSL transactions for July to September in the latest Quarterly Ledger, now available in their accounts.
- **Sugar Market Update:** Don't miss our next video market update, scheduled for Wednesday 27 October from 4pm with QSL Senior Manager Marketing and Logistics Andrew Phipps. These 5-minute snapshots provide a great overview of the key themes affecting sugar prices for Australian producers, and are available to watch any time via our [Facebook page](#).
- **Changes to farm arrangements:** Planning to buy, sell or lease a farm, or changing your existing business arrangements? QSL Direct growers undertaking such changes need to submit our "Farm Sale/Lease Information Form" to capture any associated changes to payments or their QSL account. This form is not a contract – it simply initiates the documentation process by gathering basic information about the transaction to enable QSL to prepare the relevant Deed of Acknowledgement and/or Deed of Novation, to implement associated pricing transfers. This can be done before, during or after the transaction occurs, but ideally, before the transaction occurs. For further information or to commence the process, please contact your local grower services team or the QSL Direct team on 1800 870 756. [Click here for the Farm Transfer Information Form](#)
- **Actively Managed Pools:** Nominations are currently being accepted in the following QSL-managed pools:
  - >2022 Early -Start Actively Managed Pool
  - >2023 2-Season Actively Managed Pool
  - >2024 3-Season Actively Managed PoolNominations close 31 October 2021. For details regarding these pools, please read our full Pricing Pool Terms, available from your local QSL team or by [clicking here](#).

If members have any questions in regards to the above, please don't hesitate to get in contact with:

- Russell Campbell - Grower Relationship Manager – 0408 248 385
- Kristen Paterson - Grower Relationship Officer– 0438 470 235
- Rebecca Love – Grower Relationship Officer – 0429 054 330 (Mon-Wed)

Regards,

**Kristen Paterson**  
Grower Relationship Officer

# HERE'S 10 THINGS TO KNOW.

FROM  QUEENSLAND FARMERS' FEDERATION

1.

Under the theme “Rural women cultivating good food for all”, the [International Day of Rural Women](#) celebrates the heroes in the food systems of the world and encourages that we foster equal opportunities for all. Read QFF's [Queensland Country Life](#) column [HERE](#).

2.

QFF has partnered with [Ergon Energy](#) and [Energex](#) to offer farmers belonging to any of QFF's 20 industry members a 50 per cent co-contribution a maximum of \$500 to match the funds of installing up to 10 rotamarkers on their properties. For more information about the rebate and eligibility criteria, click [HERE](#).

3.

It would be a great waste of this pandemic if it ended with no improvement in the resilience of our supply chains compared to when it started. [Growcom](#) believes a great opportunity remains for locally sourced solutions to fill the gaps where weaknesses have been found in our supply chains. More from the QFF industry member [HERE](#).

# 4.

Parental financial assistance has risen by almost 20% in the last year. But any arrangements should be treated with caution and diligence, as they may have unintended consequences if not adequately documented. More from QFF corporate partner [Holding Redlich HERE](#).

# 5.

Queensland's COVID Vaccination Plan has been released providing freedoms for those who are fully vaccinated including being able to cross the border from interstate hotspots. This will be achieved in stages once 70 and 80% of eligible Qlders are double-dosed. For more information, click [HERE](#).

# 6.

Vaccination remains the best way to keep our communities and businesses open. The [Department of Agriculture and Fisheries](#) has established an engagement hub to help agribusinesses have a conversation with their employees who wish to get the COVID-19 vaccine. Find resources including factsheets, a communication toolkit and FAQs [HERE](#).

# 7.

Farmers impacted by recent hail and storm damage can apply for an Individual Disaster Stricken Property (IDSP) declaration to access freight subsidies of up to \$5,000, as well as Disaster Assistance loans of up to \$250,000 at a concessional interest rate to help fix damaged infrastructure such as fences, sheds and hail netting. Apply [HERE](#).

# 8.

After [Get Ready Queensland Week](#), farmers are encouraged to identify any infrastructure at risk of storm damage, clear debris from drainage channels and gutters, have a written emergency plan, allocate priority tasks, ensure access to a backup generator in the event of a

power outage and check your insurance cover for storm damage. More [HERE](#).

9.

Five sugarcane farmers have successfully traded 18,000 Reef Credits in the second ever tranche of Reef Credits to be sold, recognising, valuing and monetising the critical actions they undertake to integrate sustainable practices and provide clean water to the Great Barrier Reef. Details [HERE](#).

10.

Every day, Australia is faced with the prospect of plant pests hitchhiking on imported cargo or arriving in infected plants or seeds. But there is a lot of work being undertaken to address those risks. Join the [Australian Department of Agriculture, Water and the Environment](#) for a webinar on 29 October [HERE](#).



## 7. Wilmar Cessation Notices – Posted – 25/10/21

### KALAMIA MILL

#### Wilmar Sugar

Wilmar Sugar Pty Ltd  
ABN 44 081 051 792

Burdekin Region  
Str Russell Drysdale Drive  
Home Hill QLD 4806  
PMB 6, Townsville Mall Centre Townsville QLD  
4810 Australia  
Tel + 61 7 4782 3816  
Fax + 61 7 4782 1766  
info@wilmar.com.au  
www.wilmar-international.com



25 October 2021

Dear Grower

#### Cessation of Harvesting & Crushing – Clause 6.5 of the Cane Supply Agreement (CSA)

Based on an expected final crop of 1.55 million tonnes, forecast factory throughputs and no further rain disruptions, harvesting in the Kalamia Mill area is currently expected to finish on Tuesday 9 November 2021.

All cane is to be delivered to the relevant siding by 6pm on this date.

This date will be reviewed regularly and any changes will be advised through Wilmar Sugar's GrowerWeb and the weekly production report in the local media.

All growers are asked to check that the estimate of cane remaining on each of their blocks is current. Any changes are to be made available to your logistics officer.

#### **End of Crushing Season Adjustment**

In accordance with Clause 4, Schedule 2 of your CSA, the End of Crushing Season Adjustment pay will be made as soon as practicable after the end of the crushing season.

Payment will be based on either the CSA payment method or PPA payment method based on a grower's marketing nomination.

Finally, on behalf of our team I would like to take this opportunity to thank you for your efforts throughout the 2021 season.

Yours faithfully

A handwritten signature in black ink, appearing to read "J. Tait".

**John Tait**  
*Burdekin Cane Supply Manager*

## PIONEER MILL

### Wilmar Sugar

Wilmar Sugar Pty Ltd  
ABN 44 081 051 792

Burdekin Region  
Sir Russell Drysdale Drive  
Home Hill QLD 4806

PMB 6, Townsville Mail Centre Townsville QLD  
4810 Australia  
Tel + 61 7 4782 3816  
Fax + 61 7 4782 1766  
Info@wilmar.com.au

www.wilmar-international.com



25 October 2021

Dear Grower

#### Cessation of Harvesting & Crushing – Clause 6.5 of the Cane Supply Agreement (CSA)

Based on an expected final crop of 1.65 million tonnes, forecast factory throughputs and no further rain disruptions, harvesting in the Pioneer Mill area is currently expected to finish on **Tuesday 9 November 2021**.

All cane is to be delivered to the relevant siding by 6pm on this date.

This date will be reviewed regularly and any changes will be advised through Wilmar Sugar's GrowerWeb and the weekly production report in the local media.

All growers are asked to check that the estimate of cane remaining on each of their blocks is current. Any changes are to be made available to your logistics officer.

#### **End of Crushing Season Adjustment**

In accordance with Clause 4, Schedule 2 of your CSA, the End of Crushing Season Adjustment pay will be made as soon as practicable after the end of the crushing season.

Payment will be based on either the CSA payment method or PPA payment method based on a grower's marketing nomination.

Finally, on behalf of our team I would like to take this opportunity to thank you for your efforts throughout the 2021 season.

Yours faithfully

A handwritten signature in black ink, appearing to read "John Tait".

**John Tait**  
*Burdekin Cane Supply Manager*

**Wilmar Sugar**

Wilmar Sugar Pty Ltd  
ABN 44 081 051 752

Burdekin Region  
Sir Russell Drysdale Drive  
Home Hill QLD 4806

PMB 6, Townsville Mall Centre Townsville QLD  
4810 Australia  
Tel + 61 7 4782 3816  
Fax + 61 7 4782 1766  
Info@wilmar.com.au

[www.wilmar-international.com](http://www.wilmar-international.com)



25 October 2021

Dear Grower

**Cessation of Harvesting & Crushing – Clause 6.5 of the Cane Supply Agreement (CSA)**

Based on an expected final crop of 3.02 million tonnes, forecast factory throughputs and no further rain disruptions, harvesting in the Invicta Mill area is currently expected to finish on **Tuesday 9 November 2021**.

All cane is to be delivered to the siding by 6pm on the nominated date for your mill.

This date will be reviewed regularly and any changes will be advertised through Wilmar Sugar's GrowerWeb and the weekly production report in the local media.

All growers are asked to check that the estimate of cane remaining on each of their blocks is current. Any changes are to be made available to your logistics officer.

**End of Crushing Season Adjustment**

In accordance with Clause 4, Schedule 2 of your CSA, the End of Crushing Season Adjustment pay will be made as soon as practicable after the end of the crushing season.

Payment will be based on either the CSA payment method or PPA payment method based on a grower's marketing nomination.

Finally, on behalf of our team I would like to take this opportunity to thank you for your efforts throughout the 2021 season.

Yours faithfully

A handwritten signature in black ink, appearing to read "J. Tait".

**John Tait**  
*Burdekin Cane Supply Manager*



## 8. QSL Quarterly Statement Changes – BAS Processing – Posted – 25/10/21



### **BAS Reporting & Quarterly Statements**

Growers completing their BAS are reminded that QSL now applies 10% GST to sugar payments in Wilmar milling districts. You can find more information regarding the GST changes and what they mean for your bookwork by

[clicking here,](#)

<https://www.qsl.com.au/sites/default/files/QSL%20Statement%20Guide%20-%201%20July%20-%20web.pdf>

or by contacting your local QSL team, detailed below.

The following video provides a quick guide to where you can find this important GST information on your QSL paperwork.

---

**Burdekin**



*Grower Relationship Manager*  
**Russell Campbell**  
0408 248 385  
russell.campbell@qsl.com.au




*Grower Relationship Officer*  
**Kristen Paterson**  
0438 470 235  
kristen.paterson@qsl.com.au



*Grower Relationship Officer*  
**Rebecca Love**  
0429 054 330  
rebecca.love@qsl.com.au


## 9. Wilmar Production Report – Posted – 25/10/21

<b>Weekly production figures</b>					
<b>Burdekin region mills</b>					
<b>Week 20, ending 23<sup>rd</sup> October 2021</b>					
<b>Cane crushed</b>		<b>This week</b>		<b>Season to date</b>	
Invicta		133,648		2,680,333	
Pioneer		78,116		1,430,570	
Kalamia		69,310		1,373,187	
Inkerman		75,356		1,305,741	
<b>Burdekin</b>		<b>356,430</b>		<b>6,789,831</b>	
<b>CCS</b>					
Invicta		14.17		14.49	
Pioneer		14.57		14.61	
Kalamia		14.01		14.11	
Inkerman		14.36		14.35	
<b>Burdekin</b>		<b>14.27</b>		<b>14.41</b>	
<b>Weekly variety performance for region</b>					
Variety	%	CCS	Variety	%	CCS
Q240	40	14.33	Q208	15	14.27
KQ228	16	14.20	Q232	12	13.54
Q183	16	14.94			
<b>Comments:</b>					
<p>Throughput this week was just under 360,000 tonnes. While still above budget, throughput was impacted by unplanned stops at all sites.</p> <p>The Burdekin mills have now processed just under 6.8M tonnes, which represents more than 86 per cent of the total estimated crop.</p> <p>Based on forecast factory throughputs and no further rain disruptions, the last day of harvesting at Invicta, Kalamia and Pioneer mills will be 9 November, with Inkerman following on 20 November.</p> <p>The average weekly CCS continues to trend below budget at 14.27.</p> <p>The highest CCS sample was 17.2 from a rake of Q183 second ratoon in the Inkerman Mill area.</p> <p>With less than a month remaining until the forecast end of crushing, please continue to take care around our cane rail network.</p> <p>Use your train brain and always give way to cane trains.</p>					
<p><b>John Tait</b>  <b>Cane Supply Manager</b>  <b>Burdekin Region</b></p>					
					

## 10. Wilmar – Burdekin Grower Update – Posted – 26/10/21



**Tuesday, 26 October 2021**

We stopped crushing on Invicta's A side this morning to replace mill brass on the A1 mill.

- We expect to be stopped for about 20 hours.
- Crews will use the downtime to carry out caustic cleans and other maintenance.
- Crushing operations are continuing on B side.
- This will be our last planned cleaning stop for the 2021 crushing season.
- Harvesting in the Invicta Mill area is currently expected to finish on Wednesday 10 November.

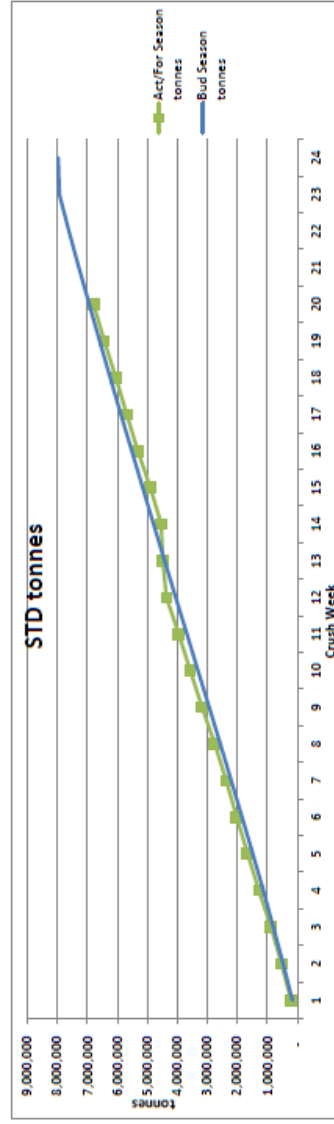
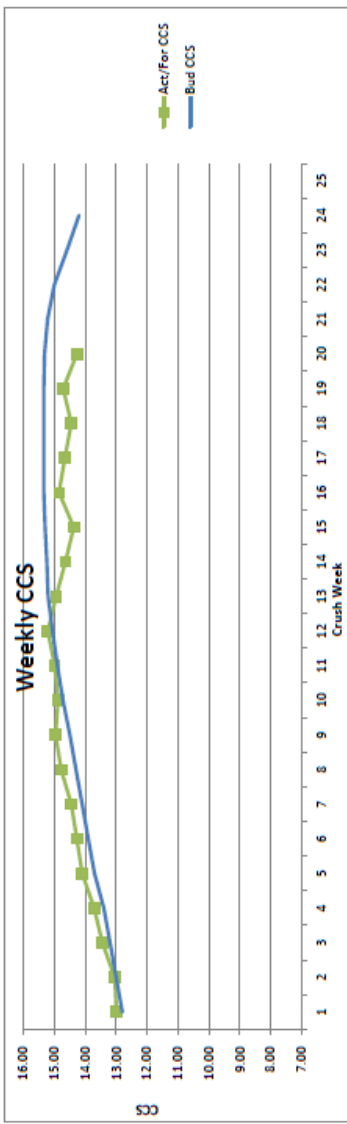
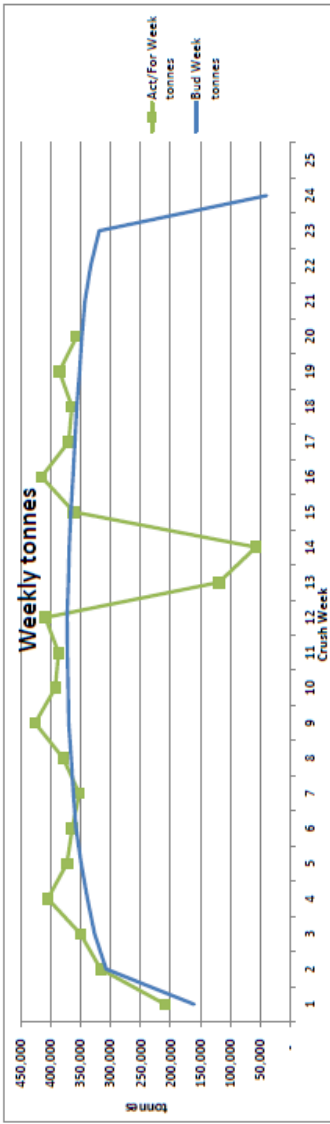
Best regards

**PAUL TURNBULL**

Burdekin Regional Operations Manager

---

# 11. Wilmar Budget vs Actual – Crush Week 25 – Posted – 25/10/21



Week Ending	BUDGET			ACTUAL / FORECAST			Rain Stops hrs	Rain Stops hrs	Bud Season tonnes	Act/For Week tonnes	Act/For Season tonnes	Budget Bud CCS	Act/For CCS
	Bud Week tonnes	Bud Season tonnes	Rain Stops hrs	Bud Week tonnes	Act/For Week tonnes	Act/For Season tonnes							
12-Jun-21	24	160,873	160,873	0	209,078	209,078						12.80	12.99
19-Jun-21	22	307,248	467,921	26	316,387	525,465						13.00	13.05
26-Jun-21	20	326,548	794,470	10	350,091	875,556						13.20	13.45
03-Jul-21	18	338,563	1,133,033	2	404,602	1,280,158						13.40	13.71
10-Jul-21	16	349,073	1,482,108	0	372,701	1,652,859						13.70	14.10
17-Jul-21	15	357,450	1,839,558	0	363,869	2,016,728						13.90	14.27
24-Jul-21	14	361,998	2,201,654	0	352,261	2,368,969						14.10	14.45
31-Jul-21	14	365,542	2,567,068	0	379,019	2,748,008						14.30	14.78
07-Aug-21	13	369,750	2,936,846	0	425,770	3,173,778						14.50	14.96
14-Aug-21	13	370,649	3,307,495	0	392,039	3,565,817						14.72	14.88
21-Aug-21	12	371,980	3,679,475	0	386,853	3,952,670						14.90	14.99
28-Aug-21	12	372,401	4,051,876	0	408,678	4,361,348						15.06	15.21
04-Sep-21	12	370,504	4,422,380	114	419,085	4,800,433						15.20	14.94
11-Sep-21	12	388,762	4,791,142	145	57,452	4,537,885						15.24	14.64
18-Sep-21	12	366,162	5,157,304	19	361,104	4,898,989						15.30	14.37
25-Sep-21	12	362,755	5,520,059	2	414,946	5,313,935						15.34	14.85
02-Oct-21	12	359,470	5,879,529	0	369,786	5,683,721						15.34	14.66
09-Oct-21	12	356,398	6,235,927	0	364,397	6,048,118						15.34	14.45
16-Oct-21	12	351,711	6,587,838	0	385,287	6,433,405						15.34	14.71
23-Oct-21	12	347,732	6,936,370	5	356,430	6,789,835						15.32	14.27
30-Oct-21	12	342,757	7,278,127	12	342,757	7,132,592						15.22	15.22
06-Nov-21	14	333,140	7,611,267	14	333,140	7,465,732						15.00	15.00
13-Nov-21	16	318,955	7,930,222	16	263,469	7,729,201						14.59	14.59
20-Nov-21	3	39,778	7,970,000		75,000	7,804,201						14.20	14.20
27-Nov-21					45,799	7,850,000							
	334	7,870,000										14.62	14.39

**Comments:**  
 Throughput this week was just under 360,000 tonnes. While still above budget, throughput was impacted by unplanned stops at all sites.  
 Based on forecast factory throughputs and no further rain disruptions, the last day of harvesting at Invicta, Kalamia and Pioneer mills will be 9 November, with Inkerman following on 20 November.  
 The average weekly CCS continues to trend below budget at 14.27.

# Kalamia Cane Growers Organisation Services

## Offered to Members and Non-Members



KCGO in partnership with Chevron Australia Downstream Fuels P/L are proud to provide Bulk Fuel and Lubricant services to KCGO Members & Non-Members of the Burdekin Region. Call now to take advantage of our discounted pricing.

**Credit Card payment options available to KCGO Members only**



**KALAMIA CANE  
GROWERS  
ORGANISATION  
LIMITED (KCGOL)  
&  
KALAGRO LIMITED**

**Located at:**

140 Young Street, AYR

**Office Hours:**

Monday – Friday  
8.30am – 4.30pm

**Postal Address:**

PO Box 597, AYR QLD 4807

**Phone:**

07 47 83 13 12

**Email:**

[admin@kalagro.com.au](mailto:admin@kalagro.com.au)

**Web:**

[www.kalagro.com.au](http://www.kalagro.com.au)

**Facebook:**

KalamiaCaneGrowersOrgLtd



## KCGO PROVIDES PAYROLL SERVICES

Service offered to KCGO Members & Non-Members

- Wages Preparation – Fair Work ATO & STP Compliancy
- Superannuation
- End of Financial Year Processing
- WorkCover – Premiums & Claims Assistance



BAS agent  
25954836

Payroll Manager  
**Jacki Kratzmann**

## KCGO PAYROLL SERVICE CHARGES

### **Members**

\$12.20 (incl GST) per Payslip

### **Non-members**

\$14.15 (incl GST) per Payslip

### **All Clients**

\$20.25 (incl GST) End of Financial Year Processing (per Employee)

# Harvest Invoice Services



## PREPARATION OF WEEKLY HARVEST INVOICE CHARGES

Service offered to KCGO Members & Non-Members

### **Members:**

\$12.20 (incl GST) per Invoice

### **Non-members:**

\$14.15 (incl GST) per Invoice

### **Postage Charges:**

\$1.10 per Env.

### **Delivery Options:**

- Invoices emailed
- posted
- KCGO office pickup option