

KCGO



**KALAMIA CANE GROWERS
ORGANISATION LTD**

WEEKLY WEB ROUND UP



FRIDAY, 10TH DECEMBER 2021

Kalagro Fuel Price

DIESEL - \$1.39351 including GST

UNLEADED - \$1.42413 including GST

Fuel Delivery Days - Monday, Wednesday & Friday

Contents List

1. REMINDER – KCGO Member Discounted Health Insurance
2. Wilmar Inkerman Mill Update – 4th Dec
3. Wilmar Inkerman Mill Update – 5th Dec
4. QLD Government Media Release
5. QSL 2021 Season Advance Rate Increase Update
6. Wilmar Weekly Equity Summary – Crush Week 26
7. Wilmar Weekly Variety Summary – Crush Week 26
8. QFF10 Things to know – 6th December 2021
9. QSL Information Brief – 6th December 2021
10. Wilmar Production Report – Crush Week 26
11. Wilmar Budget vs Actual – Crush Week 26
12. BBFMAC Newsletter – OCT/NOV 2021



KCGO OFFICE CHRISTMAS CLOSURE

CLOSING 23RD DEC – 4.30PM

RE-OPEN 10TH JAN – 8.30AM



Kalagro Customers

Chevron Australia Downstream Pty Ltd has changed to Portsmouth Petroleum from 1st Dec 2021

Please Note: Services / Payments / Fuel & Deliveries will remain the same for Kalagro Customers.

The KCGO office is closed between 24/12/21 – 9/1/22. All fuel can be pre-ordered if required in that period.

Please place these orders before the close of business 23rd Dec 2021.

DATES OF FUEL DELIVERIES AVAILABLE DURING OFFICE CLOSURE PERIOD

WEDNESDAY, 29TH DECEMBER 2021

FRIDAY, 31ST DECEMBER 2021

MONDAY, 3RD JANUARY 2022

WEDNESDAY, 5TH JANUARY 2022

FRIDAY, 7TH JANUARY 2022

MONDAY, 10TH JANUARY 2022

1. REMINDER** - KCGO MEMBER DISCOUNTED HEALTH INSURANCE OFFER



Corporate Health Insurance

Working together with Kalamia Cane Growers, we are excited to offer you a healthy corporate discount on your health insurance under the Kalamia Cane Growers Corporate Health Plan. Experience the Queensland Country difference with:

- ✓ **Healthy savings**
A 6% discount* on your annual policy premium.
- ✓ **A dedicated Corporate Partnership Manager**
Kim Anderson, your dedicated Corporate Partnership Manager will be happy to help you with any questions you may have.
- ✓ **Easy to understand products**
Our products are easy to understand and provide our Members with great value for money and peace of mind.
- ✓ **Excellent service**
We're here to help. Our commitment to helping our Members is second to none with fast and friendly service both face to face or over the phone.
- ✓ **National Coverage**
We provide coverage anywhere in Australia, giving you peace of mind wherever you work, live or play.
- ✓ **95% Member satisfaction rating^**
- ✓ **Generous benefits**
Our benefits help promote a healthy lifestyle and based on direct Member feedback, are regularly reviewed to ensure they remain competitive.
- ✓ **Easy claiming**
Claim easily anywhere, anytime through our Mobile App by simply uploading a photo of your receipt or via our Online Member Services portal.

If you have any questions or for more information contact your dedicated Corporate Partnership Manager, Kim today!



**Queensland
Country
Health Fund**

0417 622 856 • kanderson@queenslandcountry.health

* The corporate discount is provided under the Kalamia Cane Growers Corporate Health Plan and is applied to the gross premiums at the chosen level of cover.
**Source: January 2021 Member Satisfaction Survey, 63% were very satisfied and 32% were somewhat satisfied from 1,494 respondents.

Already a Member with Queensland Country?

We'll give you a
\$100*
Gift Card!

If they take out an eligible singles policy

We'll double it for a couple or family!



Great news if you're already a Member you'll now be eligible to receive a **corporate discount*** on your premium! To receive this discount simply complete the Apply Discount Form on your health insurance portal. Once you have submitted the request form, we will confirm via email or post that the discount has been applied.

ALSO, don't forget to **refer a friend, family member, colleague or work mate** to Queensland Country and if they take out an eligible singles policy during the promotional period you'll receive a \$100 Visa Gift Card*. And we'll double it for couples or family policies!

Make sure you tell your friend when joining to provide us with your name and contact details, so we can send you your gift card.

There is no gift card limit, so tell as many friends as you like!!



**Queensland
Country**
Health Fund

0417 622 856 • kanderson@queenslandcountry.health

* The corporate discount is provided under the Kalamia Cone Growers Corporate Health Plan and is applied to the gross premiums at the chosen level of cover. * Offer valid until 31 December 2021. The referring person must be an existing Queensland Country Health Fund policy holder. Available to new Silver and Bronze Hospital policies only. Available with corporate discount offers, but not in conjunction with any other offer. Terms and conditions apply and are available at queenslandcountry.health Queensland Country Health Fund Ltd ABN 18 085 048 237.

2. Wilmar Inkerman Update – 4th Dec – Posted – 6/12/21



Saturday, 4 December 2021

We have created a \$100,000 offset fund to help Inkerman growers meet the additional costs incurred by the extended season at Inkerman Mill.

While the details around the offset payments are still being finalised, we can confirm that:

- Wilmar will provide Inkerman area growers with an initial payment of \$2.20/tonne for 2021 season cane that is supplied from December 2021.
- These payments will be made on a pro rata basis with each grower's weekly cane pay.
- Depending on the amount of cane supplied in total, Wilmar may make an additional payment with growers' wash-up pay.

Wilmar is also offering to pay for any additional haul-out registration costs incurred as a result of the delayed season finish.

- Wilmar will pay contractors directly through its vendor system.
- Contractors will need to provide documentation showing the actual cost incurred, and an invoice.
- More details will be provided soon.

We remain focused on processing the remains of the 2021 Inkerman crop.

Thank you for your ongoing patience and cooperation.

3. Wilmar Inkerman Mill – 5th Dec – Posted – 6/12/21



Sunday, 5 December 2021

Today's loading has been reduced due to re-start issues at Inkerman Mill.

- Contaminated condensate entered the boiler feedwater system last night, resulting in the boilers being taken offline to drain and refill.
- The site crushed through the night on one train, after boiler 1 was refilled with clean water.
- The two smaller boilers were kept offline due to other start-up issues.
- We expect to resume dual-side crushing operations early this afternoon when boiler 2 is brought back online.

Best regards

PAUL TURNBULL

Burdekin Regional Operations Manager



Queensland
Government

Farm nitrogen and phosphorus budget

From 1 December 2021, sugarcane growers in the Wet Tropics, Burdekin and Mackay Whitsunday regions will need a farm nitrogen and phosphorus budget to calculate the amount of fertiliser they can apply. This must be developed prior to applying fertiliser in the 2022 season.

The requirements still use soil testing and the regulated method, which uses parts of the SIX EASY STEPS™, to work out nitrogen and phosphorus rates for each block. However, growers can now refine these rates across their farm as long as they do not exceed the whole-of-farm amount.

Refining rates with support from an appropriately skilled person and based on sound agronomy can help to improve nutrient use efficiency.

The first farm nitrogen and phosphorus budget must be developed and verified by an appropriate person and then reviewed by an appropriate person every five years.

An appropriate person includes a third-party such as an agronomist. That person must have the relevant professional qualifications, training, skills or experience including the ability to assess and provide advice and analysis relevant to the farm, block and/or management zone based on protocols, standards, methods or literature.

Advisers or growers who are certified under the [Fertcare Accredited Advisor Program](#) are also considered an appropriate person.

Sugarcane growers can develop and verify their own farm nitrogen and phosphorus budget if they have the appropriate skills, qualifications or experience which have been obtained through a training program endorsed by the Department of Environment and Science.

Recognised grower training programs for farm nutrient management are:

- [Better Soils Management Course](#) (delivered by Back Paddock)
- Other training or education which is mapped to the following Units of Competency from the Rural Training Package:
 - [AHCWRK301](#) – Collect samples for a rural production or horticulture monitoring program
 - [AHCPCM406](#) – Develop a soil health and plant nutrition program
 - [AHCPCM513](#) – Conduct environment and food safety risk assessment of plant nutrition and soil fertility programs.

Growers who are accredited under the [Smartcane Best Management Practice \(BMP\) Program](#), which is a [recognised accreditation program](#), do not need to use an appropriate person to update, review or verify their farm nitrogen and phosphorus budget while they hold a current accreditation.

For more information about the requirements, refer to the [Farm nitrogen and phosphorus budget guide](#) (PDF, 3 MB).

Watch this video to learn more about developing the budget.

Sugarcane nitrogen and phosphorus budget

This video outlines the process to develop a sugarcane nitrogen and phosphorus budget as required under the Reef protection regulations including answering some commonly asked questions.

Duration 00:09:03

[Show/hide Transcript](#)

Record keeping

All sugarcane producers are required to keep records. These can be in any format but must be made within three business days of applying fertiliser, mill mud, mill ash or agricultural chemicals, kept for at least six years and be available when requested by an authorised person such as a compliance officer.

Farm nitrogen and phosphorus budget records must specifically include the following with supporting primary documents (soil test reports, fertiliser contractor print-outs, fertiliser invoices etc.) as proof of the records:

1. calculated whole of farm nitrogen amount for the following harvest period (kg)
2. calculated whole of farm phosphorus amount for the following harvest period (kg)
3. annual amount of nitrogen applied to the whole of farm for the previous harvest period (kg or tonnes)
4. annual amount of phosphorus applied to the whole of farm for the previous harvest period (kg or tonnes)
5. actual yield achieved for the previous harvest period (tonnes/cane/ha)
6. historical yields (if applicable) (tonnes/cane/ha)
7. a farm map including:
 - a. farm number or unique identifier/s
 - b. block boundaries
 - c. block identifiers
 - d. area of each block (in hectares)
 - e. area of whole of farm (in hectares)
 - f. crop class and fallow areas
 - g. identification of any physical or soil chemical constraints to yield (if they exist) for each management zones and/or blocks
8. name(s) and contact details of the appropriate person who developed and/or verified the farm nitrogen and phosphorus budget
9. date the farm nitrogen and phosphorus budget was developed and verified.



Indicative Advances Programs - 2021 Season

The current indicative QSL Advance payment programs for the 2021 Season are reported below.

The programs are based on estimates of returns for all QSL-managed pools and pricing platforms for raw sugar supplied for the respective seasons under the Raw Sugar Supply Agreement (RSSA), On-Supply Agreements (OSAs) and Grower Economic Interest Sugar Supply Agreements. Under the programs, suppliers are paid a proportional amount of QSL's then-current estimate of the forecast final weighted average pool price the Supplier will receive for raw sugar supplied under these agreements (with some exceptions).

The Advances programs below are indicative only in their entirety and may change during the course of the season, and so should not be taken as a commitment by QSL with regard to either the advance rate or date of increase. The QSL Board reviews the programs periodically to determine whether scheduled increases to the programs should be approved or amended, weighing factors such as movements in the marketing and shipping plans, sugar price and currency movements and the timing of cash flows. Suppliers' positions in relation to any pricing elections may also impact the timing and size of Advance payments.

2021-SEASON INDICATIVE ADVANCES PROGRAM

Based on an estimated combined QSL Harvest and US Quota pool value of \$563/t IPS as of 26 November 2021.**

APPLICABLE FROM*	QSL STANDARD ADVANCE RATE	PAYMENT CHANGE \$/TONNE IPS	QSL STANDARD ADVANCE RATE DEFAULT PAYMENT \$/TONNE IPS NET **
Initial	65.00%	\$0	\$316
16-Jun-21	65.00%	\$0	\$316
14-Jul-21	65.00%	\$0	\$316
11-Aug-21	65.00%	\$0	\$316
15-Sep-21	65.00%	\$0	\$316
13-Oct-21	70.00%	\$79	\$395
17-Nov-21	72.50%	\$1	\$396
15-Dec-21	77.50%	\$40	\$436
19-Jan-22	80.00%	\$14	\$450
16-Feb-22	82.50%	\$14	\$464
16-Mar-22	87.50%	\$28	\$492
13-Apr-22	90.00%	\$14	\$506
18-May-22	92.50%	\$14	\$520
15-Jun-22	95.00%	\$15	\$535
Final payment by 30 July 2022	100.00%	\$28	\$563

Shaded fields are yet to be approved and may be still be altered at the QSL Board's discretion.

** May differ from your actual payment date due to local milling arrangements and bank processing times.*

*** This figure is an estimate only for the default QSL pricing position of 97% Harvest Pool + 3% US Quota Pool based on pool values as at the date specified. Please note that the pool values used to calculate the default payment will change as the season progresses. The default payment figure incorporates a weighted average Shared Pool allocation. The actual Shared Pool allocation applied to grower payments will vary in each region due to regional costs (regional Shared Pool details are available at www.qsl.com.au). The estimated payment figure quoted also does not include any applicable Loyalty Bonus, GST, allowances, deductions or any other adjustments incurred by the grower or passed on by their miller.*

ACCELERATED ADVANCES - 2021 SEASON

Accelerated Advances Program participants receive 90% of their eligible products' indicative pool value by December 2021. Under this scheme, Advance rates paid for tonnages in these products would remain at 90% from December 2021, reverting to the QSL Standard Advance Rate from the May 2022 payment.

6. Wilmar Weekly Equity Summary – Crush Week 26 - Posted – 06/12/21



Harvest Equity Bin Allotments Summary

Harvest Group	Orig Est	Adjusted Est	Tonnes Week	Tonnes STD	Tonnes Remains	% Delivered	%Diff	%ActOrig	%ActLa test	Bin Allot Orig	Bin Allot Current	WeekBinWt	RollBinWt	Tonnes Allotment Current
Inkerman	1,679,436	1,690,239	11,234	1,651,055	39,183	97.85								
402-CANNAVAN	78,271	79,171	788	77363.82	1,807	97.72	-0.13	104.26	101.95	126	142	5.55	6.38	903
403-MILBURN 2	13,422	14,055	0	13768.9	286	97.96	0.11	105.71	101.22	54	46	6.23	6.16	286
409-CONTZONIS	85,729	85,398	368	84711.13	687	99.20	1.35	103.00	101.16	138	54	6.34	6.32	344
410-BONANNO	62,980	65,516	741	64550.64	966	98.53	0.68	106.84	105.32	101	74	6.39	6.53	483
412-MARANO G	61,272	68,270	260	65770.96	2,499	96.34	-1.51	113.26	105.50	99	204	5.41	6.14	1,250
413-AHC	59,613	60,515	42	57724.25	2,791	96.38	-1.47	106.94	105.24	96	215	5.47	6.49	1,396
414-LOIZOU	58,538	59,464	333	57690.49	1,773	97.02	-0.83	104.04	103.92	119	130	6.16	6.80	887
415-MILBURN 1	32,806	32,044	582	30994.59	1,050	97.19	-0.66	100.03	99.98	88	178	5.63	5.91	1,050
419-ACHURRA	23,733	24,874	0	23769.87	1,104	97.32	-0.53	106.88	107.51	64	243	4.32	4.55	1,104
420-BOCCO HARVESTIN	58,263	61,702	999	59142.44	2,560	95.85	-2.00	108.24	101.09	94	211	5.65	6.07	1,280
421-DOWNRIVER HARVE	82,445	80,001	1,100	77920.28	2,080	97.40	-0.45	98.94	98.80	133	165	6.32	6.32	1,040
424-CASSIDY CREEK H	98,654	95,598	830	93723.96	1,874	98.04	0.19	100.13	97.48	159	148	6.15	6.33	937
426-BETTERIDGE	73,680	76,473	0	74522.88	1,950	97.45	-0.40	104.79	101.68	119	170	5.45	5.73	975
427-MANN	76,301	84,798	630	82938.03	1,860	97.81	-0.04	112.11	98.33	123	166	4.77	5.61	930
428-DALE	79,565	78,351	856	78133.09	218	99.72	1.87	101.86	99.42	128	17	5.86	6.39	109
429-SIRO HARVESTING	56,829	56,504	318	55140.46	1,363	97.59	-0.26	102.36	103.82	115	102	6.11	6.68	682
430-M & K HARVESTIN	58,553	54,043	476	52476.64	1,567	97.10	-0.75	95.04	95.02	94	135	4.76	5.80	783
431-S BETTERIDGE2	16,328	15,545	0	15545.39	0	100.00	2.15	98.96	97.56	134	0	6.27	6.27	0
432-FOWLER	44,374	44,219	634	43909.16	310	99.30	1.45	102.24	101.04	90	28	5.37	5.44	155
433-SGROI	64,232	60,364	381	59854.39	509	99.16	1.31	96.98	99.32	130	48	5.23	5.31	255
434-WRHC 1	31,135	30,498	0	30489.31	9	99.97	2.12	99.35	98.33	125	2	4.64	5.41	9
435-ROSSATO	38,141	37,886	397	37018.99	867	97.71	-0.14	103.97	100.46	77	73	5.67	5.95	434
436-POPULIN 2	35,600	36,386	0	35550.95	835	97.70	-0.15	104.94	100.71	96	131	5.24	6.40	835
437-GA & RL HARVEST	78,630	84,107	0	81114.11	2,993	98.12	0.27	109.58	98.07	127	253	6.28	5.92	1,496
438-WRHC 2	27,845	27,281	0	27281.08	0	100.00	2.15	100.02	99.79	112	0	5.77	5.67	0
439-POPULIN 1	20,895	21,810	0	21810.18	0	100.00	2.15	106.69	103.63	84	0	6.60	6.60	0
441-MACELROY	117,781	114,273	1,289	111847.23	2,426	97.88	0.03	99.57	97.58	159	132	6.17	6.11	809
442-BERRYMAN	37,385	35,994	0	34423.5	1,571	95.64	-2.21	97.88	97.47	101	294	5.35	5.35	1,571
443-BERRYMAN 2	33,446	32,972	0	32004.78	967	97.88	0.03	101.74	100.85	134	157	5.80	6.16	967
446-TA POLI	72,992	72,124	212	69863.55	2,260	96.87	-0.98	101.27	99.99	118	170	6.24	6.63	1,130
450-EXTRAS	0	0	0	0	0	0.00	-97.85	0.00	0.00	0	0	1.01	1.01	0

7. Wilmar Weekly Variety Summary – Crush Week 26 - Posted – 06/12/21



Mill : INKERMAN
dbp453: DI 09
2021 season: Std wk 40 Week 26 ending 04-Dec-21

VARIETY SUMMARY

Report Name: FULL_REPORT Page: 7

Variety Code	Name	Plant	One Year	tonnes	Standover	ALL CANE	% Supply	Avg Bin Wt	1-Yr	CCS S/O	Purity S/O	Cane EM	%	Mud Index
178	KQ228	5312	5312	5312	42.9	5.66	11.72	11.72	82.3	82.3	82.3	7.4		
163	Q208	3673	3673	3673	29.7	5.63	12.22	12.22	83.3	83.3	83.3	5.4		
200	Q240	1725	1725	1725	13.9	5.28	12.40	12.40	84.4	84.4	84.4	5.0		
143	Q183	995	995	995	8.0	5.47	14.32	14.32	85.3	85.3	85.3	10.3		
190	Q232	652	652	652	5.2	5.53	10.86	10.86	80.7	80.7	80.7	2.3		
TOTAL		12359	12359	12359	100.0	5.64	12.13	12.13	83.1	83.1	83.1	6.4		

HERE'S 10 THINGS TO KNOW.

FROM  QUEENSLAND FARMERS' FEDERATION

1.

There are proven, as well as new technology, opportunities emerging for the agriculture sector to value-add to resource streams and redirect by-products to realise bio-economy efficiencies and maximise financial returns. Read QFF's [Queensland Country Life](#) column [HERE](#).

2.

QFF has partnered with the Queensland Government to offer a 50 per cent co-contribution up to a maximum of \$25,000 to match farmers' funds to establish or expand their operations into agritourism and share where Queensland's high-quality food, fibre and foliage comes from and how it is produced. More information and apply [HERE](#).

3.

QFF industry member [CANEGROWERS](#) is urging schools across Australia to take a look at a new curriculum-aligned teaching resource on the sugarcane industry. Called [One Plant, Many Products](#), the resource is ready for teachers and students to access through the [Primezone](#) website. Read more [HERE](#).

4.

[Growcom](#) is celebrating the launch of the [Gatton Smart Farm](#) initiative, a national flagship program that is bringing together our own research and development corporation Hort Innovation, the Queensland Department of Agriculture and Fisheries, industry and commercial partners. Read more [HERE](#).

5.

The [ACCC](#) has released their report looking at [Dairy Code](#) compliance during the opening of the 2021-22 season which found that dairy processors have generally improved their compliance with the Dairy Code for the start of the 2021-22 season, but there are still areas of non-compliance that need to be addressed. More [HERE](#).

6.

The [Bureau of Meteorology](#) has declared that a LaNiña has developed in the tropical Pacific. Typically, during La Niña, there is above average rainfall for eastern, northern and central parts of Australia. For more information, read the latest Climate Driver Update [HERE](#).

7.

Queensland primary producers are urged to prepare now for natural disasters to help ensure the safety of family, workers and animals. Disaster resources are available to help prevent, prepare, respond and recover from disasters or emergencies. Get prepared [HERE](#).

8.

The Mareeba-Atherton Tablelands Regional Water Assessment process is underway taking a holistic approach towards water security and a long-term strategic plan for water management. More [HERE](#).

9.

The Queensland Government has released the [draft Queensland Resources Industry Development Plan](#) outlining measures to transform the state's resources sector by 2050. The Plan is open for consultation until February 2022 with the final plan due for release in mid-2022. Details [HERE](#).

10.

The [2021 Queensland Exploration Program](#) has been released. The Program provides a release schedule of exploration opportunities for greenhouse gas storage areas and petroleum and gas across Queensland, with tenders opening in December 2021. Read more [HERE](#).



9. QSL Information Brief – Posted – 06/12/21



Please find below a short news & information brief from QSL that you may wish to use in your communications to your members.

- **Advances increase:** The Standard QSL Advances rate will increase to 77.5% from 15 December 2021. This represents a 5% increase on the current rate. From 15 December, those growers who have nominated to receive Accelerated Advances in the 2021 Season will also move to an Advances rate of 90% for their filled grower-managed pricing and/or Guaranteed Floor tonnage. [For further details regarding the 2021-Season Advances rate, please click here.](#)

- **On a roll in the QSL App:** Growers using QSL’s Individual Futures Contract and Self-Managed Harvest Contract pricing options can now roll any eligible tonnage on demand by using the QSL App. Rolling extends the time available to achieve pricing in these products to as late as mid-April in the year after the harvest, providing unmatched flexibility for up to 98% of your QSL tonnage.

You can elect to roll unpriced tonnage in the prompt contract on any working day prior to the Pricing Completion Date for that contract. To do so, just log on to your QSL Direct account via the QSL App, open the relevant order, and then hit the ‘ROLL TONNES’ button. There is no fee to roll tonnage, however you will incur an adjustment representing the cost associated with re-establishing your positions in the new contract. You can find an estimate of this roll adjustment on the QSL website and our Daily Price email, or by contacting your local QSL team.

- **Non-delivery options:** QSL offers its growers a number of options to help address over-commitment, including washing out positions or rolling pricing forward into the next season. QSL growers who have failed to deliver their committed sugar should contact their local QSL team as soon as possible to help find the lowest-cost option available within the current market for their particular pricing position. [Click here to read more about QSL's non-delivery options](#)
- **India must pass its sugar test:** Meeting in London, the Global Sugar Alliance has urged all countries to defend the multilateral trade system, reaffirmed its full support of the case Australia, Brazil and Guatemala have taken in the World Trade Organization against India’s sugar subsidies, and called on India to comply with its international obligations. [Click here to read the full story](#)

If members have any questions in regards to the above, please don’t hesitate to get in contact with:

- Russell Campbell - Grower Relationship Manager – 0408 248 385
- Kristen Paterson - Grower Relationship Officer– 0438 470 235
- Rebecca Love – Grower Relationship Officer – 0429 054 330 (Mon-Wed)

Rebecca Love

Grower Relationship Officer - Burdekin

Mobile 0429 054 330

rebecca.love@qsl.com.au

www.qsl.com.au

10. Wilmar Production Report – Posted – 06/12/21

Weekly production figures

Burdekin region mills Week 26, ending 04th December 2021

Cane crushed	This week	Season to date
Invicta	0	3,050,914
Pioneer	0	1,625,328
Kalamia	0	1,552,308
Inkerman	12,360	1,611,314
Burdekin		7,839,864
CCS		
Invicta	0	14.48
Pioneer	0	14.60
Kalamia	0	14.12
Inkerman	12.13	14.31
Burdekin	12.13	14.40

Weekly variety performance for region

Variety	%	CCS	Variety	%	CCS
KQ228	52	11.40	Q232	7	10.62
Q208	27	11.85			
Q240	9	11.89			

Comments:

Just under 12,000 tonnes of cane were crushed at Inkerman for the week, due to wet weather putting a stop to all harvesting at the beginning of the week.

The average weekly CCS fell to 12.13 due to the continued wet conditions.

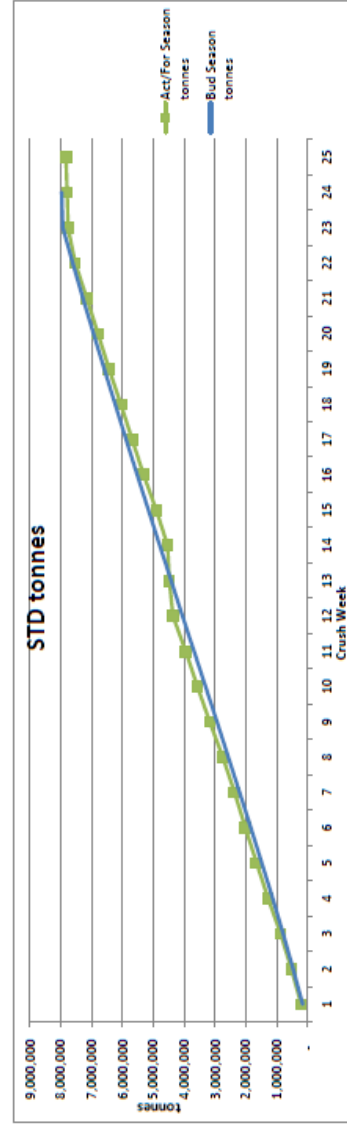
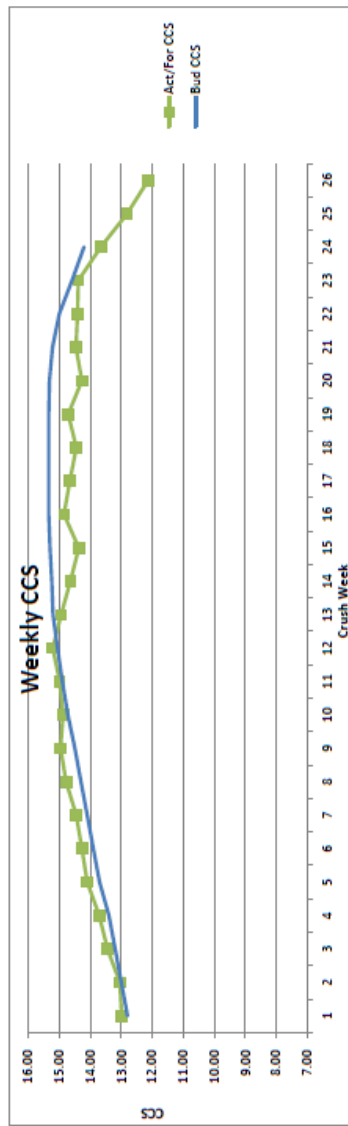
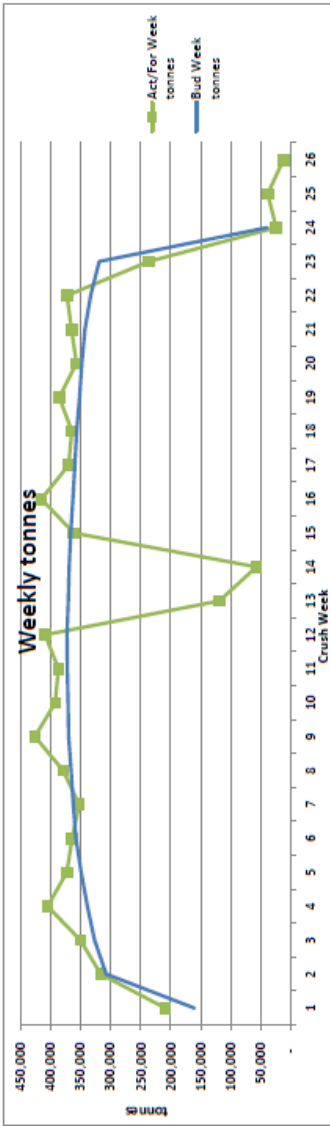
The highest CCS sample was 14.8 from a rake of Q183 third ratoon.

Harvesting is expected to finish this week, depending on weather and mill performance.

John Tait
Cane Supply Manager
Burdekin Region




11. Wilmar Budget vs Actual – Crush Week 26 – Posted – 06/12/21



Week Ending	BUDGET		ACTUAL / FORECAST		Rain Stops hrs	Act/For Week tonnes	Act/For Season tonnes
	Bud Week tonnes	Bud Season tonnes	Act For Week tonnes	Act For Season tonnes			
12-Jun-21	180,873	160,873	0	209,078	0	209,078	209,078
19-Jun-21	307,248	467,921	26	316,387	26	316,387	525,465
26-Jun-21	326,649	794,470	10	350,091	10	350,091	875,556
03-Jul-21	338,663	1,139,033	2	404,602	2	404,602	1,280,158
10-Jul-21	349,073	1,482,108	0	372,701	0	372,701	1,652,859
17-Jul-21	357,450	1,839,558	0	363,869	0	363,869	2,016,728
24-Jul-21	361,988	2,201,554	0	352,261	0	352,261	2,368,989
31-Jul-21	365,642	2,567,096	0	379,019	0	379,019	2,748,008
07-Aug-21	369,750	2,936,946	0	425,770	0	425,770	3,173,778
14-Aug-21	370,604	3,307,495	0	392,039	0	392,039	3,565,817
21-Aug-21	371,880	3,679,475	0	386,853	0	386,853	3,952,670
28-Aug-21	372,401	4,051,876	0	408,678	0	408,678	4,361,348
04-Sep-21	370,504	4,422,380	114	419,085	114	419,085	4,780,433
11-Sep-21	368,762	4,791,142	145	57,452	145	57,452	4,837,885
18-Sep-21	366,162	5,157,304	19	361,104	19	361,104	4,898,989
25-Sep-21	362,756	5,520,059	2	414,946	2	414,946	5,313,935
02-Oct-21	359,470	5,879,529	0	369,786	0	369,786	5,683,721
09-Oct-21	358,398	6,235,927	0	364,397	0	364,397	6,048,118
16-Oct-21	351,711	6,587,638	0	385,287	0	385,287	6,433,405
23-Oct-21	347,732	6,935,370	5	356,612	5	356,612	6,790,017
30-Oct-21	342,757	7,278,127	0	365,150	0	365,150	7,155,167
06-Nov-21	333,140	7,611,267	0	372,573	0	372,573	7,527,740
13-Nov-21	318,655	7,930,222	10	236,495	10	236,495	7,764,235
20-Nov-21	39,778	7,970,000	57	24,657	57	24,657	7,788,892
27-Nov-21			39	38,611	39	38,611	7,827,503
				12,360		12,360	7,839,863
334	7,970,000			429		7,839,863	

Comments:
 Throughout this week was significantly impacted by wet weather resulting in just over 12,000 tonnes being processed.
 The average weekly CCS has fallen to 12.13 due to the effects of wet weather.

NEWSLETTER



*Managing
Natural
Resources
to ensure
Social Wellbeing,
Primary Production
and Ecological
Sustainability.*

Issue 18 October/November 2021

Recent Events

On the 21st October, the local community enjoyed a field walk of the Burdekin Spice Trial Site, led by Tenneike Trotter and Surya Bhattarai from Central Queensland University (CQU) in Rockhampton.



Tenneike Trotter and Surya Bhattarai of Central Queensland University led a field walk of the Burdekin Spice Trial site.

Attendees took the opportunity to thoroughly inspect the progress of the winter crops which include black sesame, fennel and kalonji, and hear about the success and learnings of the project to date.

The spice trial is part of the 'Spicing up the North' project by Central Queensland University (CQU), with funding from the CRC for Northern Australia (CRCNA) and supported by seed company AgriVentis Technologies.



Attendees at the field walk took the opportunity to thoroughly inspect the progress of the winter crop and heard about the successes and learnings of the project to date.

The black sesame crop was harvested on 5th November. BBIFMAC staff completed a hand harvest of six subplots to conduct measurements of the plant height, number of pods, and number

of branches, before the machine harvester processed the remainder of the block. This information is closely analysed by the team at CQU to determine the performance and suitability of the black sesame to the winter conditions in the local area. The kalonji and fennel crops are still to be harvested.



The black sesame crop in the Burdekin was harvested on the 5th November 2021.

The 'Spicing up the North' trials are also being conducted in Rockhampton, Biloela, Tully, Katherine, Darwin, and Western Australia. We look forward to sharing the detailed data on how the crops in the Burdekin compared with the other locations once this information has been made available.

In the new year, black sesame will again be planted in the Burdekin as a summer crop for a farmer-led trial.



The BBIFMAC office will be closed from Monday 20th December and re-opening on Tuesday 4th January.

We wish you all a Merry Christmas and a Happy New Year!

Become a BBIFMAC member!

JOIN NOW FOR JUST \$20 PER YEAR.

BBIFMAC members receive:

- ❖ Free or discounted water quality tests.
- ❖ Discounted water quality monitoring equipment.
- ❖ Exclusive access to BBIFMAC Newsletter!

Fine Scale Water Quality Monitoring in the Burdekin and Herbert

The installation of fine scale water quality monitoring sites has been ongoing since the end of 2020 in both the Lower Burdekin and Lower Herbert regions. The project is led by the Queensland Government's Water Quality Investigations team, and delivered in partnership with BBIFMAC.

The micro sites are recording nitrate-nitrogen (in mg/L) and stream level (in metres) which is uploaded to the CSIRO 1622™ portal.

This information is available for public viewing.

To access the data, visit: <https://wq.1622.farm/>

If you need help interpreting the data or have further questions about the project, then please reach out to BBIFMAC on (07) 4783 4344.

The Department of Environment and Science (DES) Water Quality team are working with app developer CSIRO to address the issues with the 1622 app that were raised at the BBIFMAC General Meeting in August.

A follow-up meeting with stakeholders in the Burdekin is planned for early 2022 to discuss the improvements made to the app and the water quality results to date.

The DES team have announced that two new fine scale sites are due to be instrumented in the Burdekin with real time water quality monitoring equipment before Christmas. We look forward to providing you with more information once the sites are up and running.



The water quality monitoring equipment at each of the micro sites consists of a nitrate-nitrogen sensor and depth sensor which is powered by a solar logger box and transmits the data in real time.



Follow us on Facebook at [Bbifmac Inc](https://www.facebook.com/bbifmac)

Visit our website www.bbifmac.org.au

Kalamia Cane Growers Organisation Services

Offered to Members and Non-Members



KALAMIA CANE GROWERS ORGANISATION LIMITED (KCGOL) & KALAGRO LIMITED

Located at:

140 Young Street, AYR

Office Hours:

Monday – Friday
8.30am – 4.30pm

Postal Address:

PO Box 597, AYR QLD 4807

Phone:

07 47 83 13 12

Email:

admin@kalagro.com.au

Web:

www.kalagro.com.au

Facebook:

KalamiaCaneGrowersOrgLtd

KCGO in partnership with
Portsmith Petroleum (Puma)
are proud to provide
Bulk Fuel and Lubricant services
to KCGO Members & Non-Members
of the Burdekin Region.
Call now to take advantage
of our discounted pricing.

**Credit Card payment options available to
KCGO Members only**





KCGO PROVIDES PAYROLL SERVICES

Service offered to KCGO Members & Non-Members

- Wages Preparation - Fair Work ATO & STP Compliancy
- Superannuation
- End of Financial Year Processing
- WorkCover - Premiums & Claims Assistance



BAS agent
25954836

Payroll Manager
Jacki Kratzmann

KCGO PAYROLL SERVICE CHARGES

Members

\$12.20 (incl GST) per Payslip

Non-members

\$14.15 (incl GST) per Payslip

All Clients

\$20.25 (incl GST) End of Financial Year Processing (per Employee)

Harvest Invoice Services



PREPARATION OF WEEKLY HARVEST INVOICE CHARGES

Service offered to KCGO Members & Non-Members

Members:

\$12.20 (incl GST) per Invoice

Non-members:

\$14.15 (incl GST) per Invoice

Postage Charges:

\$1.10 per Env.

Delivery Options:

- Invoices emailed
- posted
- KCGO office pickup option