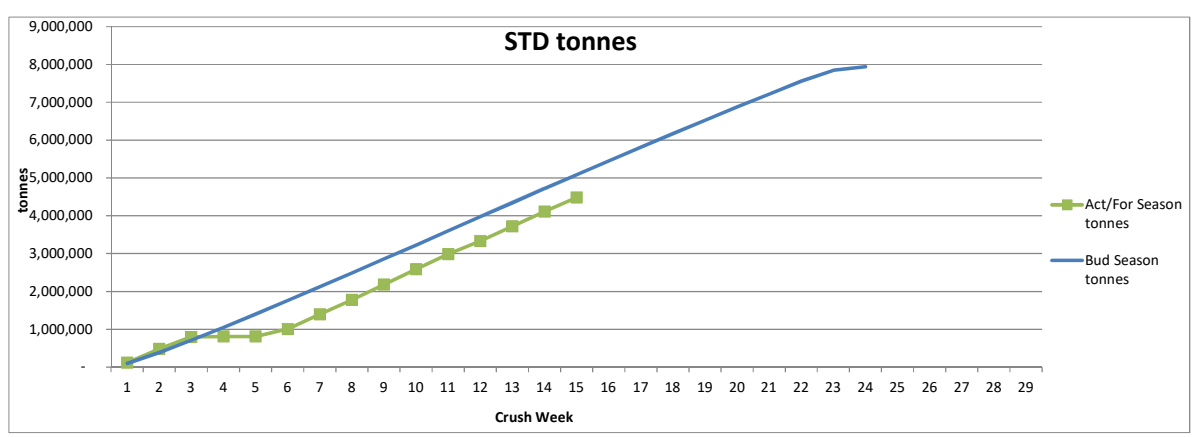
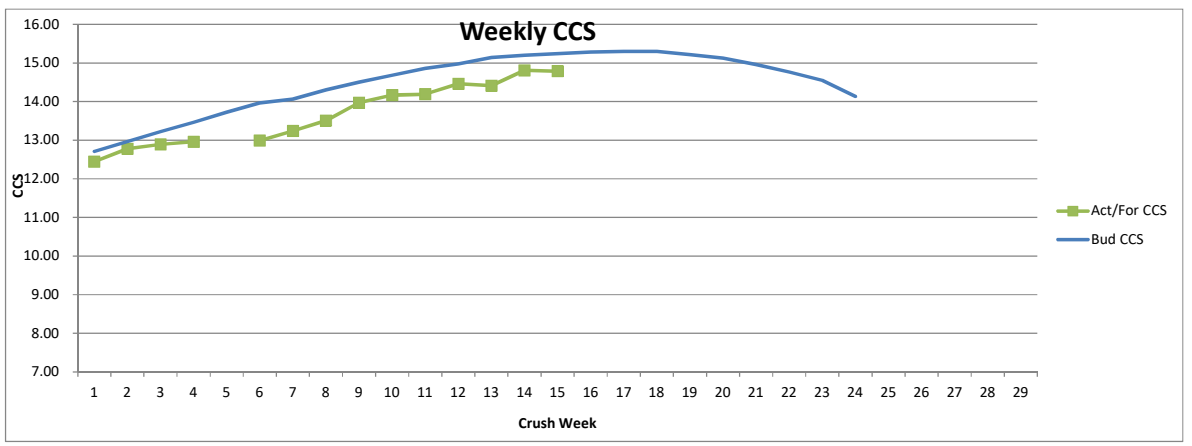
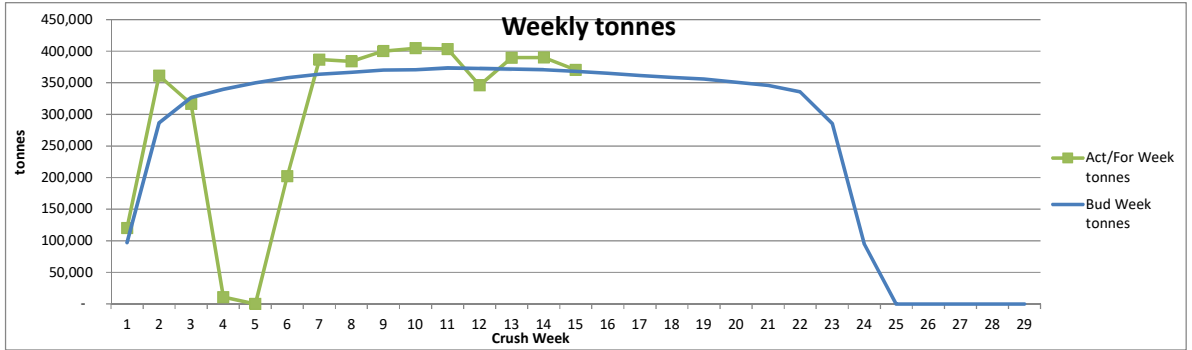


BURDEKIN MILLS - 2022 SEASON							Budget Bud CCS	Act/For CCS
Week Ending	BUDGET		ACTUAL / FORECAST					
	Rain Stops hrs	Bud Week tonnes	Bud Season tonnes	Rain Stops hrs	Act/For Week tonnes	Act/For Season tonnes		
18-Jun-22	24	96,987	96,987	0	120,184	120,184	12.71	12.44
25-Jun-22	22	286,777	383,764	0	361,302	481,486	12.96	12.78
02-Jul-22	20	326,517	710,281	16	316,661	798,147	13.22	12.89
09-Jul-22	18	339,752	1,050,033	162	10,676	808,823	13.46	12.96
16-Jul-22	16	350,019	1,400,052	168		808,823	13.72	
23-Jul-22	15	357,985	1,758,037	59	202,123	1,010,946	13.96	12.99
30-Jul-22	14	363,846	2,121,883	0	386,625	1,397,571	14.06	13.24
06-Aug-22	14	366,832	2,488,715	0	383,855	1,781,426	14.30	13.51
13-Aug-22	13	370,202	2,858,917	0	400,110	2,181,536	14.50	13.97
20-Aug-22	13	370,466	3,229,383	0	404,656	2,586,192	14.68	14.17
27-Aug-22	12	373,381	3,602,764	0	403,625	2,989,817	14.86	14.19
03-Sep-22	12	372,811	3,975,575	0	345,791	3,335,608	14.98	14.46
10-Sep-22	12	371,832	4,347,407	0	389,721	3,725,329	15.14	14.41
17-Sep-22	12	370,751	4,718,158	0	389,889	4,115,218	15.20	14.81
24-Sep-22	12	368,358	5,086,516	0	370,434	4,485,652	15.24	14.79
01-Oct-22	12	365,049	5,451,565	12	363,093	4,848,745	15.28	15.28
08-Oct-22	12	361,575	5,813,140	12	359,619	5,208,364	15.30	15.30
15-Oct-22	12	358,483	6,171,623	12	356,247	5,564,611	15.30	15.30
22-Oct-22	12	355,763	6,527,386	12	352,546	5,917,157	15.22	15.22
29-Oct-22	12	350,929	6,878,315	12	348,014	6,265,171	15.12	15.12
05-Nov-22	12	345,696	7,224,011	14	340,617	6,605,788	14.96	14.96
12-Nov-22	14	335,676	7,559,687	19	331,493	6,937,281	14.76	14.76
19-Nov-22	14	285,622	7,845,309	27	303,680	7,240,961	14.55	14.55
26-Nov-22	9	94,691	7,940,000	35	280,674	7,521,635	14.14	14.14
03-Dec-22				43	257,772	7,779,407		13.82
10-Dec-22				39	171,401	7,950,808		13.73
17-Dec-22				45	144,763	8,095,571		13.50
24-Dec-22				36	54,429	8,150,000		13.14
31-Dec-22								
	338	7,940,000		687	8,150,000		14.58	13.21



**Comments:**  
Throughput was just greater than budget this week overall with Invicta well down due to the stop for repairs to Boiler 3 economiser and Kalamia experiencing low rates and numerous stops with maceration pump and shredder issues.  
Inkerman crushed to budget despite an extended stop for maintenance and cleaning while Pioneer recorded the highest throughput for the year.  
CCS dropped slightly and is still below weekly budget.