



# Weekly Web Round Up

September Issue - #171

## In this Issue

**\*\*KCGO Member Discounted Health Insurance \*\***

1. SRA Media Release
2. SRA eNewsletter
3. QFF 10 Things to Know
4. Wilmar Budget vs Actual – Cr Wk 16  
Production Report – Cr Wk 16
5. Wilmar Weekly Variety Summary – Cr Wk 16



FRIDAY, 7<sup>TH</sup> OCTOBER 2022

### Kalagro Fuel Price

DIESEL - \$2.05359 incl GST

UNLEADED - \$1.71265 incl GST

### Fuel Delivery Days

Monday - Friday

## UPCOMING EVENTS

**Bowen Gumlu Growers Field Day  
4<sup>th</sup> November 2022 – Flyer below**





# KCGO MEMBER DISCOUNTED HEALTH INSURANCE OFFER



## Corporate Health Insurance

Working together with Kalamia Cane Growers, we are excited to offer you a healthy corporate discount on your health insurance under the Kalamia Cane Growers Corporate Health Plan. Experience the Queensland Country difference with:

- ✓ **Healthy savings**  
A **6% discount\*** on your annual policy premium.
- ✓ **A dedicated Corporate Partnership Manager**  
Kim Anderson, your dedicated Corporate Partnership Manager will be happy to help you with any questions you may have.
- ✓ **Easy to understand products**  
Our products are easy to understand and provide our Members with great value for money and peace of mind.
- ✓ **Excellent service**  
We're here to help. Our commitment to helping our Members is second to none with fast and friendly service both face to face or over the phone.
- ✓ **National Coverage**  
We provide coverage anywhere in Australia, giving you peace of mind wherever you work, live or play.
- ✓ **95% Member satisfaction rating\***
- ✓ **Generous benefits**  
Our benefits help promote a healthy lifestyle and based on direct Member feedback, are regularly reviewed to ensure they remain competitive.
- ✓ **Easy claiming**  
Claim easily anywhere, anytime through our Mobile App by simply uploading a photo of your receipt or via our Online Member Services portal.

If you have any questions or for more information contact your dedicated Corporate Partnership Manager, Kim today!



**Queensland  
Country  
Health Fund**

**0417 622 856 • [kanderson@queenslandcountry.health](mailto:kanderson@queenslandcountry.health)**

\* The corporate discount is provided under the Kalamia Cane Growers Corporate Health Plan and is applied to the gross premiums at the chosen level of cover.  
\*Source: January 2021 Member Satisfaction Survey, 63% were very satisfied and 32% were somewhat satisfied from 1,494 respondents.

# Already a Member with Queensland Country?



Great news if you're already a Member you'll now be eligible to receive a **corporate discount\*** on your premium! To receive this discount simply complete the Apply Discount Form on your health insurance portal. Once you have submitted the request form, we will confirm via email or post that the discount has been applied.

**ALSO**, don't forget to **refer a friend, family member, colleague or work mate** to Queensland Country and if they take out an eligible singles policy during the promotional period you'll receive a \$100 Visa Gift Card\*. And we'll double it for couples or family policies!

Make sure you tell your friend when joining to provide us with your name and contact details, so we can send you your gift card.

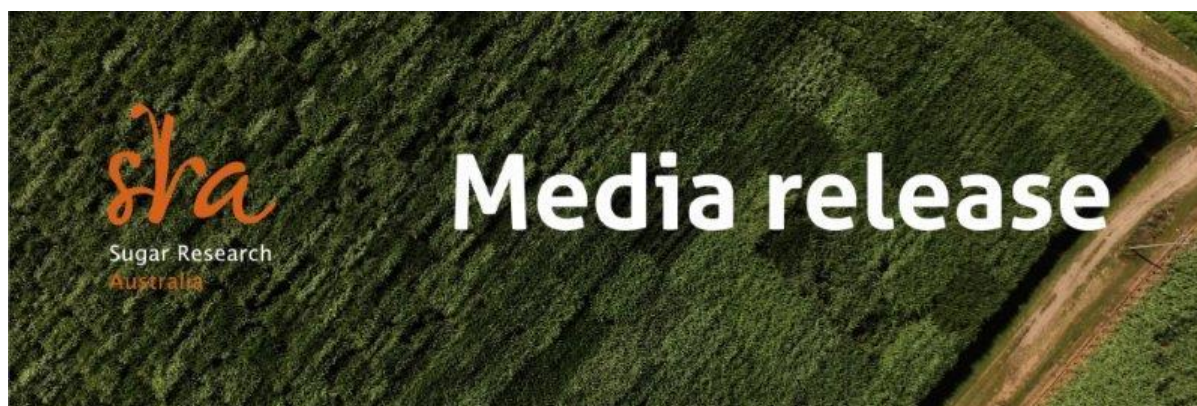
**There is no gift card limit, so tell as many friends as you like!!**



**Queensland  
Country**  
Health Fund

0417 622 856 • [kanderson@queenslandcountry.health](mailto:kanderson@queenslandcountry.health)

## 1. SRA Media Release – Funding Rounds Open – Posted – 30/9/22



30 September 2022

### **Funding round opens for new sugarcane industry**

#### **research and innovation initiatives**

Sugar Research Australia (SRA) is inviting research and innovation funding applications that address specific industry challenges to improve the productivity and profitability of the Australian sugarcane industry.

Head of Research Investment Jane Trindall said applications are being sought to address challenges that have been co-designed with industry to achieve the objectives of the SRA strategic plan and research missions.

“We’ve analysed our portfolio of research and problems facing the industry, and this funding call seeks applications that address the most pressing challenges and issues facing the industry,” Ms Trindall said.

“Working hand in hand we can deliver benefits by solving challenges quicker than before, for all industry participants.”

Eight pressing industry challenges are targeted in the funding round:

- technology application for a step change
- biosecurity surveillance, preparedness and response
- optimising disease, weed and pest management
- climate resilience and mitigation
- new products and value chains
- soil health - balanced nutrient management
- understanding the customer
- data-driven agronomic decisions.

“All applications are to be collaborative, with more than one partner and we encourage researchers, small-to-medium enterprises, start-ups, corporates, growers, millers and venture

capitalists to work together and submit proposals so we can create real benefit and impact for the industry,” Ms Trindall said.

“Strong applications will make a significant contribution to address industry challenges, present a high-quality approach with a multi-disciplinary team, provide access to cutting edge technologies, and a credible pathway to adoption to benefit Australian sugarcane growers and millers and the industry broadly.

“We hope to attract collaborations with the best and the brightest from Queensland and across the world to shape the future prosperity of the Australian sugarcane industry and regional communities through innovation and ingenuity.”

The funding round is supported by the Department of Agriculture and Fisheries (DAF) which co-invests with SRA in research, development and extension projects that improve the prosperity and sustainability of the sugarcane industry. DAF provides \$2.85 million to SRA annually for sugarcane research, development and extension.

Applications close at 5pm, Wednesday 2 November 2022. They can be submitted by emailing [contracts@sugarresearch.com.au](mailto:contracts@sugarresearch.com.au).

SRA expects to advise applicants whether they have been successful or unsuccessful by the end of December and to contract new projects in February 2023.

[Further information on the funding round](#) is available on the SRA website.

*\*\* SRA is the industry-owned corporation for research, development and adoption for the Australian sugarcane industry and invests in targeted research activities that will deliver benefits on-farm and at the mill.*

**Media contact: Cathy Weis, 0419 175 815**

Copyright © 2022 Sugar Research Australia  
Telephone: 07 3331 3333 | Email: [sra@sugarresearch.com.au](mailto:sra@sugarresearch.com.au)  
Our address is 50 Meiers Road, Indooroopilly, QLD 4068, Australia

If you do not wish to receive future emails, [click here](#).

## 2. SRA eNewsletter – Posted – 30/9/22



Today we open funding applications for SRA research and innovation initiatives with the aim of improving the sustainability and prosperity of the industry into the future. We are excited to see what new projects will come through the door.



### **Funding round opens for new research and innovation initiatives**

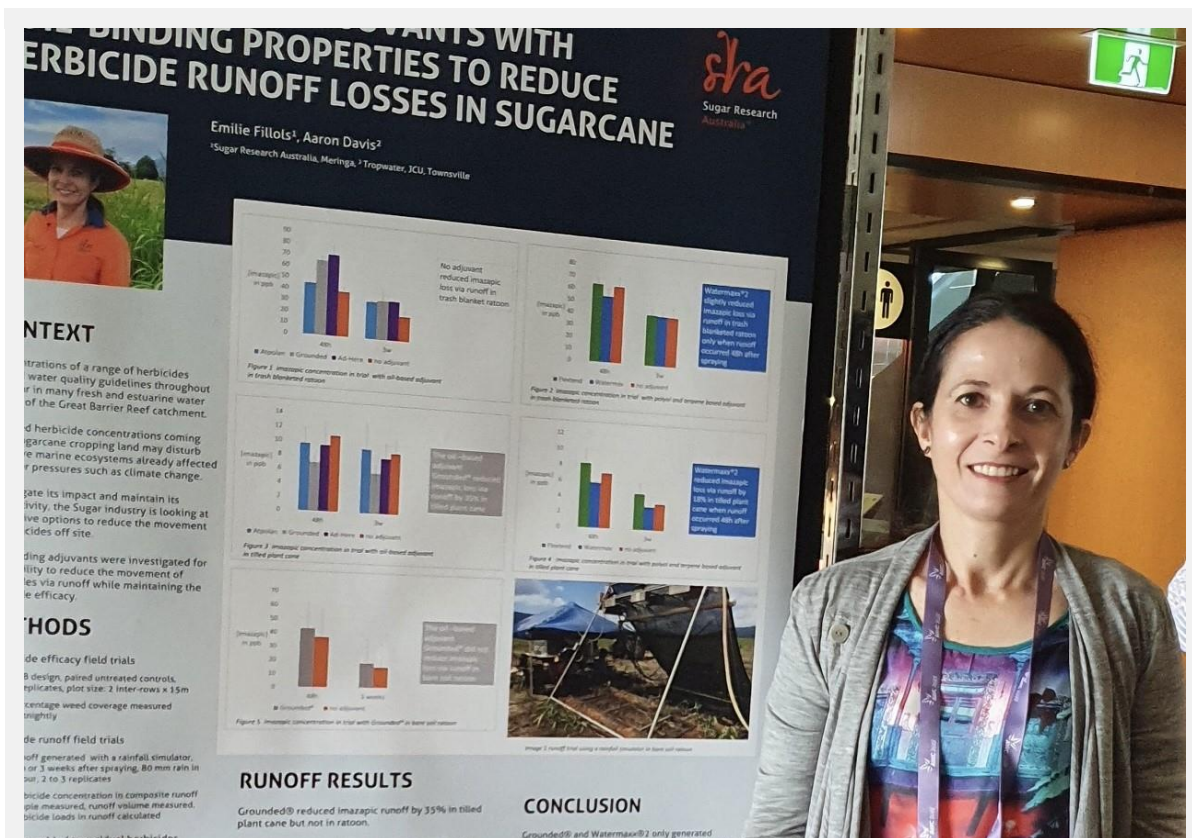
SRA is inviting funding applications for research and innovation initiatives.

Head of Research Investment Jane Trindall said applications are being sought to address specific industry challenges that have been co-designed with industry to achieve the objectives of the SRA strategic plan and research missions.

Eight pressing industry challenges are targeted as part of Round 1 funding:

- technology application for a step change
- biosecurity surveillance, preparedness and response
- optimising disease, weed and pest management
- climate resilience and mitigation
- new products and value chains
- soil health - balanced nutrient management
- understanding the customer
- data-driven agronomic decisions.

The funding round is supported by the Department of Agriculture and Fisheries (DAF) which co-invests with SRA in research, development and extension projects that improve the prosperity and sustainability of the sugarcane industry.



## Weeds in sugarcane on the agenda in Adelaide

This week SRA weed specialist Emilie Fillols (*pictured*) travelled to Adelaide to present at the 22nd Australasian Weeds Conference.

Emilie's presentation highlighted the challenges growers face to control their weeds and limit the off-target impact of herbicides on the ecosystems of the Great Barrier Reef.

She also presented a poster comparing the effectiveness of a range of soil binding herbicides to reduce herbicide run-off.

The conference sessions focused on a broad range of thematics in the space of weed management in crops and environmental weed management. These included: environmental biosecurity, herbicide resistance and farming system changes, biological control and weed detection technologies.

*"This conference is an important forum for weed managers to get together to share and debate ideas and to learn about the latest scientific and technological advances," Emilie said.*





## Calling canegrower advisors and extension providers in FNQ

Jeanette Long (*pictured*) is a Director and Facilitator, Trainer and Coach for Ag Consulting Co. She is passionate about developing people skills in agriculture and has a particular interests in facilitation and extension skills as well as working with rural women.

Travelling from Undalya, South Australia, Jeanette will be hosting facilitation skills workshops in Mourilyan, Far North Queensland for advisors and extension providers working with canegrowers.

The free two-day workshop will be held on 2 and 3 November and is funded by the partnership between the Australian Government's Reef Trust and the Great Barrier Reef Foundation.

The workshop is capped at 20 participants.

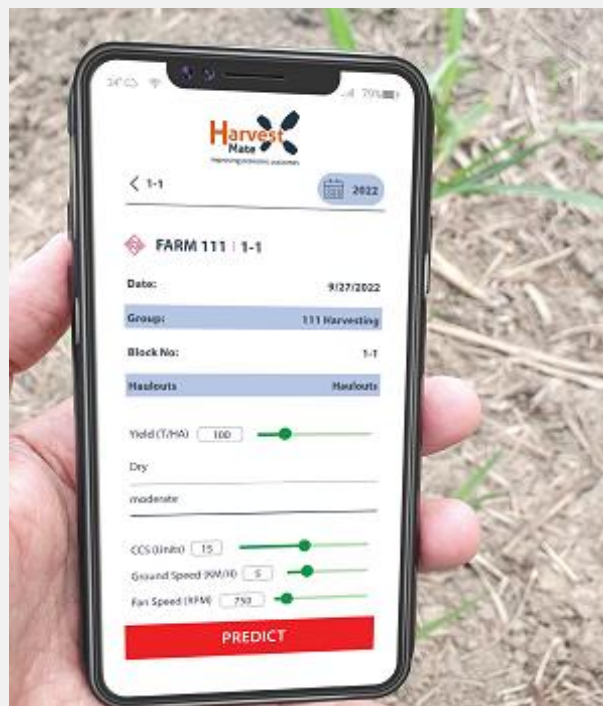
[For more information and to book your spot](#)

## Harvest Mate welcomed

The first of a series of harvesting trials was held last week in Yuruga that included testing of the newly developed SRA DAF *Harvest Mate* decision support tool (*pictured*).

Feedback of the smartphone app was positive with further validation trials to occur in the coming months, with dates and venues to be confirmed soon, before a full launch of the product early next year.

*Our thanks to project participants  
Department of Agriculture and  
Fisheries, CANEGROWERS Herbert  
River, Clevvi and Agrifutures.*





## Northern variety ID guide and workshop

Variety identification workshops were held recently at Meringa Station for regional productivity service staff, cane extension officers, supply staff and other advisors (*pictured*).

Hosted by Variety Development Manager Far North Felicity Atkin, the sessions were supported by Far North District Manager Gavin Rodman and District Delivery Officer Paul Calcino who had worked with the Variety Development team to produce the first Northern ID guide since 2018.

Variety identification guides support the user identify botanical characteristics of the sugarcane plant. This can be particularly useful when identifying newer varieties. Note: Identification guides are only for use in the region they have been produced.

Participants' feedback: *"I now know that I need to understand growth habit more."*

*"Did not know that suckers are usually hairy and have auricles which clears up a lot of trouble I have had in the past."*

[Download the 2022 Northern ID Guide](#)

## Help with controlling canegrubs

Central district growers – do you want a hand with controlling canegrubs?

SRA Mackay has supplies of UV spray dye and torches if growers would like to assess the effectiveness of their Confidor applicators. The goal is to minimise the impact of the current high populations of canegrubs in the region.

Contact SRA District Manager Central Dylan Wedel if you'd like an assessment on your farm. T: 049 029 387  
E: [dwedel@sugarresearch.com.au](mailto:dwedel@sugarresearch.com.au)



### Expanding?

High commodity prices and two good seasons have given farmers in some agricultural sectors confidence to invest in and expand their businesses. The latest report from ABARES shows that lending in the agricultural sector increased by 6 per cent in 2021 to \$94 billion. Farmers are investing both in purchasing land and equipment.

[ABARES' Report](#)

### Tractor sales increase

Data from the Tractor & Machinery Association show that sales of agricultural tractors continue to be strong. In August they were up by 22 per cent nationally on the same month last year and are now 2.5 per cent up on the 2022 year to date. Queensland was up 46 per cent and are 13 per cent ahead year to date.

This followed the rush of buyers that occurred in June, keen to maximise use of the [Federal Government's Temporary Full Expensing Program](#).

[Read TMA report](#)



## Farmland prices up 27%

The price of Australian farmland has increased nationally by 27 per cent from last year, according to agribusiness bank Rabobank in the latest Australian Agricultural Land Price Outlook.

Prices were driven by record low interest rates, widespread rainfall, and high prices for agricultural commodities.

NSW had most of the increase with 30 per cent of the share, followed by Queensland (22 per cent), Victoria (20 per cent), WA (12 per cent), South Australia (11 per cent) and Tasmania (4 per cent).

Farmland price growth is expected to continue, but with a significant slowdown next year with increasing costs of finance and of farm inputs such as energy and fertiliser.

[Rabobank report](#)



*Seasonal workers, Patrick Water, Laura Spackman and Dave Goodall at SRA Bundaberg station.*

## We're recruiting

Come and join our highly dedicated and passionate team and work on interesting and industry-critical activities. We embrace diversity and seek to attract, develop and retain the highest calibre talent.

We're looking for:

- Leader Field Pathology
- Casual Field Hands - Mackay
- Executive Assistant to the CEO

[All current vacancies here](#)



*(Left to right) Variety Development Manager Southern and New South Wales, Roy Parfitt with Plant Breeding Technician Mauricio Montoya and Field Technician Southern Phil Netz look forward to welcoming you to the SRA Bundaberg Field Day in November. Book today: [trybooking.com/CCXEF](https://trybooking.com/CCXEF)*

## SRA Events

[Advanced Pre-emergent Workshop with Weed Scientist, Emilie Filiols](#), Gordonvale, Friday 14 October, 12.30 - 4 pm.

[Facilitation Skills Workshop](#) (2 Days) Innisfail CANEGROWERS, 18-22 Bruce Highway, Mourilyan, Wednesday 2 & Thursday 3 November

[SRA Bundaberg Field Day](#), SRA Bundaberg Station, Thursday 24 November, 8.30 am – 3.30 pm.

[AGM](#) Opportunity to attend either face-to-face at SRA's Indooroopilly office, or virtually online - Monday 21 November, 2pm

## Webinar of interest

[RESCHEDULED Workforce planning connect - tools for agriculture business webinar](#) - Jobs QLD in collaboration with the Queensland Farmers' Federation, still time to register - RESCHEDULED for Wednesday 14 October.

## Follow Us



Copyright © 2022 Sugar Research Australia

Telephone: 07 3331 3333 | Email: [sra@sugarresearch.com.au](mailto:sra@sugarresearch.com.au)

Our address is 50 Meiers Road, Indooroopilly, QLD 4068, Australia

If you do not wish to receive future emails, [click here](#).

# HERE'S 10 THINGS TO KNOW.

FROM  QUEENSLAND FARMERS' FEDERATION

1.

Following the extraordinary success and popularity of the first round of the Queensland Agritourism Business Grants, QFF is pleased to announce that Round 2 opens Wednesday, 5 October. This is the final round, so be sure to apply. Grants of up to \$25K are available. Full details can be found [HERE](#).

2.

QFF member Queensland Oyster Growers' Association recently elected a new President Wade McFadgen and Vice President Andrew Robson. Together, Wade and Andrew have over fifty years of experience in the industry from growing to aquaculture tourism and agricultural research. QFF looks forward to working with Wade, Andrew and their colleagues to continue to grow Queensland's oyster industry.

3.

Mitsubishi Motors now has an exclusive partnership with QFF. All QFF members and their growers are eligible to receive a National Fleet discount with Mitsubishi Diamond Advantage on the entire Mitsubishi Motors range of

vehicles. Visit your [local Mitsubishi](#) dealer today! Read all about it and the T&Cs [HERE](#).

4.

Do you have questions about sugar? QFF member Canegrowers and the Australian Sugar Milling Council have created a website [www.sugar.org.au](http://www.sugar.org.au) to answer some of the many questions they're asked about sugar to ensure that balanced and accurate information is available to everyone.

5.

Australia has a range of detailed response plans and arrangements in place in the event of an incursion of either foot-and-mouth disease (FMD) or lumpy skin disease (LSD) into the country. These plans are rehearsed regularly and are continuously reviewed by both government and industry representatives. From livestock standstills to vaccination strategies, click [HERE](#) to see the plans and arrangements in place to respond to an incursion.

6.

Join the Bureau of Meteorology and Queensland Reconstruction Authority experts for an in-depth look at the 2022-23 severe weather season and learn how the Bureau's outlooks for the months ahead can help you make important decisions for the season. Register for the webinars [HERE](#).

7.

Webinar 1 'Solar Farm Landholder' of QFF's Renewable Energy Landholder Series has been rescheduled from 5 to 12 October. Register now to hear from farmer James Walker about why he decided to diversify into renewable



energy and how he worked with the developer as they delivered the project. More [HERE](#).

8.

QFF is funding 90 places for next year's intake into UQSkills' Diploma of Agribusiness Management (Agronomy Digital Technologies Short Course) AHC51419T. There are still some places left, so be sure to [APPLY](#) today. Develop the ability to use sophisticated GIS technology and interpret complex data. You'll be able to relate this back to location on-farm, where you'll provide solutions to improve soil health and yield, and lower the impact of pests, weeds, and erosion.

9.

QFF welcomed the release of the Palaszczuk Government's Energy and Jobs [Plan](#) last week. CEO Jo Sheppard has emphasised the importance of the Queensland Government providing a clear pathway through the energy transformation so that industry can make long-term investment decisions with confidence. The regions are to play a critical role in what is being called the clean energy industrial revolution. Read QFF's statement [HERE](#).

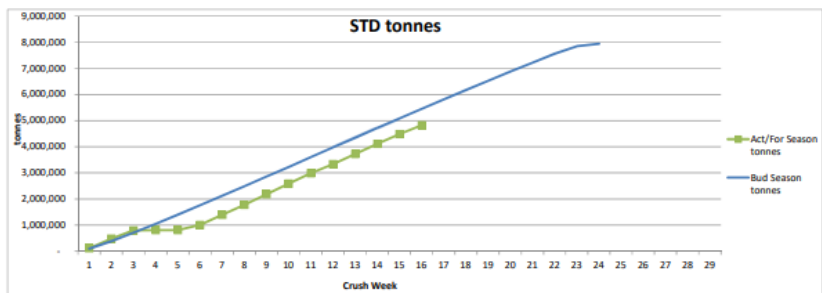
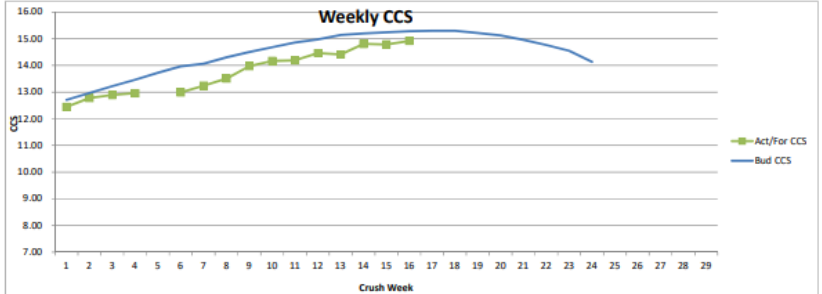
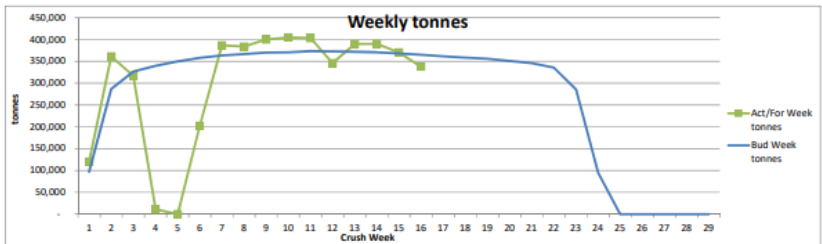
10.

The Office of the National Soils [Advocate](#) is conducting a national study on soil health in Australia. They are seeking to understand how soil health and practices are perceived among people who work with soil or in an industry related to soil or environmental conservation. Thoughts are also welcome about how the Advocate is known and perceived in this community. Take a look at the survey [HERE](#).

# 4. Wilmar Budget vs Actual & Production Report – Crush Week 16 – Posted – 03/10/22

BURDEKIN MILLS - 2022 SEASON							Budget	Act/F'cast
Week Ending	BUDGET			ACTUAL / FORECAST			Bud CCS	Act/For CCS
	Rain Stops hrs	Bud Week tonnes	Bud Season tonnes	Rain Stops hrs	Act/For Week tonnes	Act/For Season tonnes		
18-Jun-22	24	96,987	96,987	0	120,184	120,184	12.71	12.44
25-Jun-22	22	286,777	383,764	0	361,302	481,486	12.96	12.78
02-Jul-22	20	326,517	710,281	16	316,661	798,147	13.22	12.89
09-Jul-22	18	339,752	1,050,033	162	10,676	808,823	13.46	12.96
16-Jul-22	16	350,019	1,400,052	166		808,823	13.72	
23-Jul-22	15	357,985	1,750,037	99	202,123	1,010,946	13.96	12.99
30-Jul-22	14	363,846	2,121,883	0	386,625	1,397,571	14.06	13.24
06-Aug-22	14	366,832	2,488,715	0	383,855	1,781,426	14.30	13.81
13-Aug-22	13	370,202	2,858,917	0	400,110	2,181,536	14.50	13.97
20-Aug-22	13	370,466	3,229,383	0	404,656	2,686,192	14.68	14.17
27-Aug-22	12	373,381	3,602,764	0	403,625	2,989,817	14.86	14.19
03-Sep-22	12	372,811	3,975,575	0	346,791	3,335,608	14.98	14.46
10-Sep-22	12	371,832	4,347,407	0	389,721	3,725,329	15.14	14.41
17-Sep-22	12	370,751	4,718,158	0	389,889	4,115,218	15.20	14.81
24-Sep-22	12	368,358	5,086,516	0	370,434	4,485,652	15.24	14.79
01-Oct-22	12	365,049	5,451,565	16	337,646	4,823,298	15.28	14.92
08-Oct-22	12	361,575	5,813,140	12	359,619	5,182,917	15.30	15.30
15-Oct-22	12	358,483	6,171,623	12	356,247	5,539,164	15.30	15.30
22-Oct-22	12	355,763	6,527,386	12	352,546	5,891,710	15.22	15.22
29-Oct-22	12	350,929	6,878,315	12	348,014	6,239,724	15.12	15.12
05-Nov-22	12	345,696	7,224,011	14	340,617	6,580,341	14.96	14.96
12-Nov-22	14	335,676	7,559,687	19	331,493	6,911,834	14.76	14.76
19-Nov-22	14	285,622	7,845,309	27	303,680	7,215,514	14.55	14.55
26-Nov-22	9	94,691	7,940,000	35	280,674	7,496,188	14.14	14.14
03-Dec-22				43	257,772	7,753,960		13.82
10-Dec-22				39	171,401	7,925,361		13.73
17-Dec-22				45	144,763	8,070,124		13.50
24-Dec-22				36	79,876	8,150,000		13.14
31-Dec-22								
	338	7,940,000		691	8,150,000		14.58	13.15

**Comments:**  
Throughput was well down on budget this week due to a rainfall event on Thursday morning that delivered up to 15mm across the district. On average 16 hours was lost due to wet weather. In addition to this Kalamia lost 26 hours after repairs had to be carried out to the shredder feed roller plates and Inkerman A side lost just under 9 hours for a repair to A1 pressure feed roller drive.  
CCS increased from the previous week and while still trending upwards is still below the weekly budget.



## Weekly Production Figures

### Burdekin region mills Week 16, ending 01 October 2022

Cane crushed	This week	Season to date
Invicta	139,272	2,036,610
Pioneer	73,595	914,278
Kalamia	50,873	881,104
Inkerman	73,905	991,213
<b>Burdekin</b>	<b>337,645</b>	<b>4,823,205</b>

CCS		
Invicta	15.11	14.22
Pioneer	15.20	14.16
Kalamia	14.26	13.51
Inkerman	14.74	13.62
<b>Burdekin</b>	<b>14.92</b>	<b>13.95</b>

Weekly variety performance for region					
Variety	%	CCS	Variety	%	CCS
Q240	47%	15.05	Q183	11%	15.31
KQ228	20%	14.62	Q232	8%	14.43
Q208	11%	14.88	WSRA17	3%	13.91

**Comments:**  
The Burdekin mills crushed just under 340,000 tonnes for the week.  
Throughput was down mainly due to harvesting disruptions caused by a weather event on Thursday morning that delivered up to 15mm of rain across the region. Kalamia Mill also required an extended stop late in the week to do shredder repairs.  
About 4.82M tonnes, or just under 60% of the forecast 8.15M tonne Burdekin crop, has been crushed to date.  
The average weekly CCS was 14.92, which was up on the previous week. While the CCS continues to trend upwards, it is still below the weekly budget.  
The highest CCS sample of 17.9 was a rake of Q183 - P in the Barratta productivity area.  
We have seen good rail safety compliance from the community so far this crushing season. Members of the public are urged to continue to use their train brains.

John Tait  
Cane Supply Manager  
Burdekin Region



# 5. Wilmar Weekly Variety Summary – Crush Week 16 – Posted – 03/10/22

Mill : **KALAMIA** VARIETY SUMMARY Prepared: 02:26 PM Sun 02-Oct-2022  
 dbp453: DI 09 Report Name: FULL REPORT Page: 6  
 2022 season: Std wk 31 Week 15 ending 01-Oct-22

Variety Code Name	tonnes			Standover Total	ALL CANE Total Supply	Avge Bin Wt	1-Yr	CCS S/O	Purity		Cane EM %	Mud Index
	Plant Ratoon	One Year	Total						1-Yr	S/O		
178 KO228	211	17072	17283		17283	33.9	6.40	14.04	14.04	85.8	85.9	6.3
200 Q240	9517	7708	17226		17226	33.8	6.53	14.42	14.42	87.3	87.3	3.4
163 Q208		6626	6626		6626	13.0	6.23	14.51	14.61	86.4	86.4	4.4
143 Q183	715	4710	5426		5426	10.6	6.40	14.32	14.32	86.5	86.6	5.6
218 WSR17	1783	730	2513		2513	4.9	6.16	14.05	14.05	87.1	87.2	2.6
190 Q232	553	1242	1796		1796	3.5	5.87	13.26	13.26	84.9	85.0	3.3
<b>TOTAL</b>	<b>12781</b>	<b>38091</b>	<b>50872</b>		<b>50872</b>	<b>100.0</b>	<b>6.39</b>	<b>14.25</b>	<b>14.25</b>	<b>86.5</b>	<b>86.5</b>	<b>4.7</b>

Mill : **PIONEER** VARIETY SUMMARY Prepared: 02:34 PM Sun 02-Oct-2022  
 dbp453: DI 09 Report Name: FULL REPORT Page: 6  
 2022 season: Std wk 31 Week 15 ending 01-Oct-22

Variety Code Name	tonnes			Standover Total	ALL CANE Total Supply	Avge Bin Wt	1-Yr	CCS S/O	Purity		Cane EM %	Mud Index
	Plant Ratoon	One Year	Total						1-Yr	S/O		
200 Q240	13305	22414	35720		35720	48.5	5.23	15.55	15.55	88.8	88.9	3.0
143 Q183	2244	15013	17258		17258	23.4	4.97	15.55	15.55	88.2	88.3	4.3
178 KO228	436	9036	9532		9532	12.9	5.30	15.03	15.03	88.0	88.0	4.3
218 WSR17	4387	174	4561		4561	6.2	5.22	13.24	13.24	85.6	85.7	2.3
163 Q208	3046	830	3877		3877	5.2	5.06	14.16	14.16	86.2	86.3	2.6
190 Q232	1245	1310	2555		2555	3.4	4.63	13.84	13.84	85.2	85.2	3.3
227 SRA23	88		88		88	0.1	5.18	14.97	14.97	88.0	88.0	1.0
<b>TOTAL</b>	<b>24814</b>	<b>48780</b>	<b>73595</b>		<b>73595</b>	<b>100.0</b>	<b>5.74</b>	<b>15.21</b>	<b>15.21</b>	<b>88.1</b>	<b>88.2</b>	<b>3.4</b>

Mill : **INKERMAN** VARIETY SUMMARY Prepared: 12:25 PM Sun 02-Oct-2022  
 dbp453: DI 09 Report Name: FULL REPORT Page: 7  
 2022 season: Std wk 31 Week 16 ending 01-Oct-22

Variety Code Name	tonnes			Standover Total	ALL CANE Total Supply	Avge Bin Wt	1-Yr	CCS S/O	Purity		Cane EM %	Mud Index
	Plant Ratoon	One Year	Total						1-Yr	S/O		
200 Q240	13265	22474	35739		35739	48.3	6.71	14.69	14.69	87.2	87.3	3.8
178 KO228	593	16488	17258		17258	30.3	6.93	14.68	14.68	87.0	87.1	4.8
163 Q208	4488	3876	8365		8365	11.3	6.43	14.55	14.55	85.4	85.5	5.3
190 Q232	98	3144	3242		3242	4.3	6.36	14.34	14.34	85.8	85.9	4.0
143 Q183		3206	3206		3206	4.3	6.71	15.83	15.83	87.3	87.3	10.9
218 WSR17	632	209	841		841	1.1	6.53	14.82	14.82	87.0	87.0	4.5
227 SRA23	82		82		82	0.1	6.88	13.48	13.48	86.0	86.0	5.0
<b>TOTAL</b>	<b>24505</b>	<b>49399</b>	<b>73905</b>		<b>73905</b>	<b>100.0</b>	<b>6.73</b>	<b>14.71</b>	<b>14.71</b>	<b>86.9</b>	<b>87.0</b>	<b>4.6</b>

Mill : **INVICTA** VARIETY SUMMARY Prepared: 05:52 PM Sun 02-Oct-2022  
 dbp453: DI 09 Report Name: LAB Page: 7  
 2022 season: Std wk 31 Week 16 ending 01-Oct-22

Variety Code Name	tonnes			Standover Total	ALL CANE Total Supply	Avge Bin Wt	1-Yr	CCS S/O	Purity		Cane EM %	Mud Index
	Plant Ratoon	One Year	Total						1-Yr	S/O		
200 Q240	13392	56420	69813		69813	50.1	6.29	15.18	15.18	88.2	88.2	3.8
163 Q208	2570	17373	19943		19943	14.3	6.02	15.20	15.20	87.7	87.7	4.1
190 Q232	1191	18508	19699		19699	14.1	5.69	14.66	14.66	86.6	86.7	4.2
178 KO228	6540	9418	15958		15958	11.4	6.46	15.07	15.07	87.5	87.5	4.6
143 Q183	1989	8374	10364		10364	7.4	6.33	15.37	15.37	87.6	87.7	5.0
218 WSR17	1356	942	2299		2299	1.6	6.23	15.78	15.78	87.7	87.7	2.7
26 Mixed	217	298	516		516	0.3	5.67	16.12	16.12	88.6	88.7	2.7
205 Q252		434	434		434	0.3	6.04	16.10	16.10	86.5	86.5	7.6
211 SRA8		241	241		241	0.1	6.05	13.21	13.21	84.0	84.0	7.7
<b>TOTAL</b>	<b>27258</b>	<b>112013</b>	<b>139271</b>		<b>139271</b>	<b>100.0</b>	<b>6.16</b>	<b>15.11</b>	<b>15.11</b>	<b>87.7</b>	<b>87.8</b>	<b>4.0</b>



# KCGO & KALAGRO

**Located at:** 140 Young Street, AYR QLD 4807

**Postal Address:** PO Box 597, AYR QLD 4807

**Phone:** 07 47 83 13 12

**Email:** [admin@kalagro.com.au](mailto:admin@kalagro.com.au)

**Web:** [www.kalagro.com.au](http://www.kalagro.com.au)

**Facebook:** KalamiaCaneGrowersOrgLtd

**Office Hours:** Monday – Friday - 8.30am – 4.30pm

## SERVICES OFFERED TO MEMBERS AND NON-MEMBERS



KCGO in partnership with



are proud to provide

**BULK FUEL & LUBRICANT  
services**

to **KCGO MEMBERS  
& NON-MEMBERS**  
of the Burdekin Region

**CALL NOW**

**TO TAKE ADVANTAGE OF OUR DISCOUNTED PRICING**

Ph: 47831312 E: [admin@kalagro.com.au](mailto:admin@kalagro.com.au)



\*Credit Card Payment  
Option available  
to KCGO Members\*



# SERVICES

## KCGO PROVIDES PAYROLL SERVICES

- Wages Preparation - Fair Work ATO & STP Compliancy
- Superannuation
- End of Financial Year Processing
- WorkCover - Premiums & Claims Assistance



BAS agent  
25954836

**Payroll Manager**  
Jacki Kratzmann

## KCGO PAYROLL SERVICE CHARGES

### **Members:**

\$12.20 (incl GST) per Payslip

### **Non-members:**

\$14.15 (incl GST) per Payslip

### **All Clients:**

\$20.25 (incl GST) End of Financial Year Processing (per Employee)

# Harvest Invoice Services



## PREPARATION OF WEEKLY HARVEST INVOICE CHARGES

### **Members:**

\$12.20 (incl GST) per Invoice

### **Non-members:**

\$14.15 (incl GST) per Invoice

### **Postage Charges:**

\$1.10 per Env.

### **Delivery Options:**

- Invoices emailed
- Posted
- KCGO office pickup option

# KCGO MEMBER BENEFITS

All members can now take advantage of special monthly discounted prices on chemicals through E.E Muir & Sons.

**Please call E.E Muir & Sons on Ph 47 90 27 00 for more information.**

179-183 Drysdale St, BRANDON QLD 4808



**E.E. Muir & Sons**



## ABOUT US

### **KCGO DIRECTORS**

Robert Malaponte – **Chairman**

Denis Pozzebon – **Deputy Chairman**

Joseph Quagliata – **Director**

Frank Mugica – **Director**

### **KCGO Staff**

Dave Paine – **Manager / Company Secretary**

Jacki Kratzmann – **Payroll Manager**

Annmaree D'Alessandro – **Administration Officer**

Narelle Breadsell – **Administration Officer**