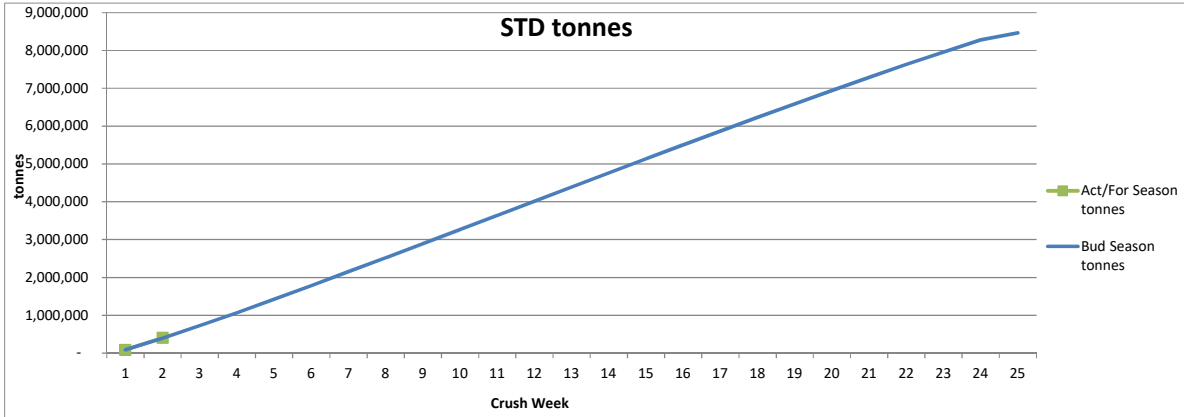
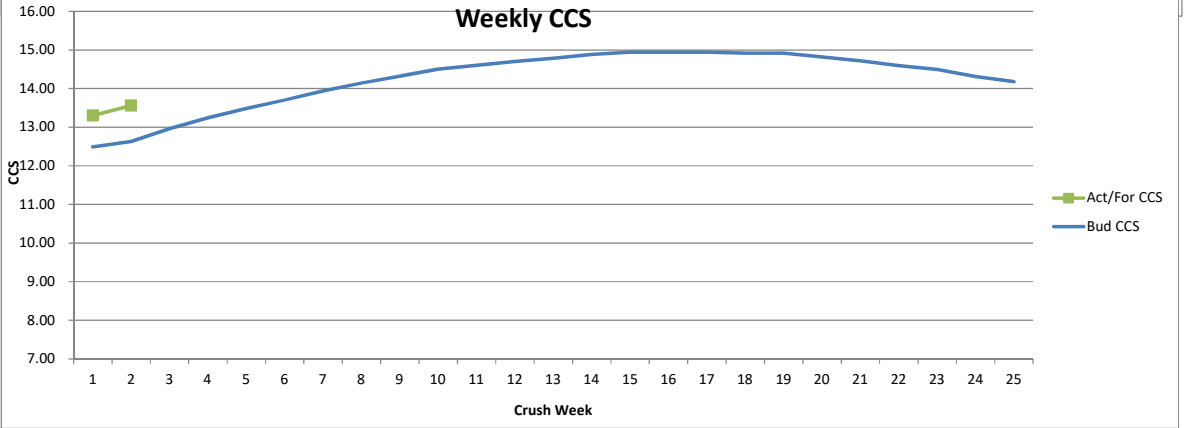
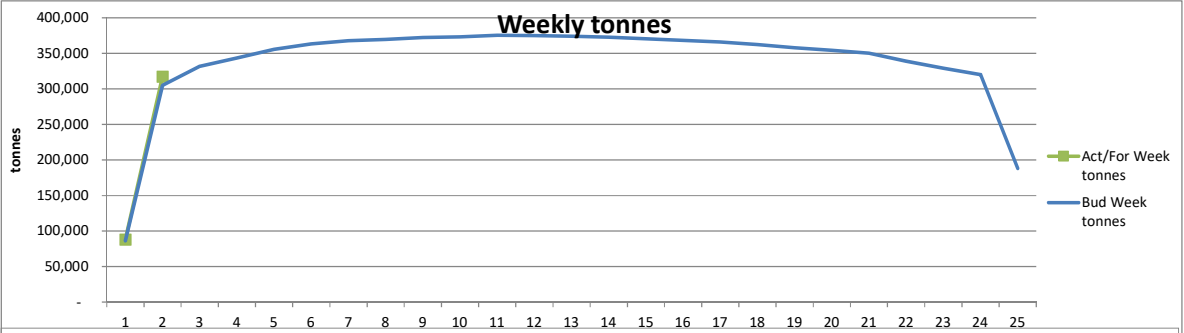


| BURDEKIN MILLS - 2024 SEASON | | | | | | | | |
|------------------------------|----------------|-----------------|-------------------|-------------------|---------------------|-----------------------|---------|-------------|
| Week Ending | BUDGET | | | ACTUAL / FORECAST | | | Budget | Act/F'cast |
| | Rain Stops hrs | Bud Week tonnes | Bud Season tonnes | Rain Stops hrs | Act/For Week tonnes | Act/For Season tonnes | Bud CCS | Act/For CCS |
| 15-Jun-24 | 24 | 86,278 | 86,278 | 0 | 88,097 | 88,097 | 12.49 | 13.30 |
| 22-Jun-24 | 22 | 304,813 | 391,091 | 0 | 316,905 | 405,002 | 12.63 | 13.56 |
| 29-Jun-24 | 20 | 331,848 | 722,939 | | 331,848 | 736,850 | 12.96 | 13.03 |
| 06-Jul-24 | 18 | 343,539 | 1,066,478 | | 343,539 | 1,080,389 | 13.24 | 13.29 |
| 13-Jul-24 | 16 | 355,587 | 1,422,065 | | 355,587 | 1,435,976 | 13.48 | 13.54 |
| 20-Jul-24 | 15 | 363,192 | 1,785,257 | | 363,192 | 1,799,168 | 13.70 | 13.78 |
| 27-Jul-24 | 14 | 367,643 | 2,152,900 | | 367,643 | 2,166,811 | 13.94 | 14.02 |
| 03-Aug-24 | 14 | 369,454 | 2,522,354 | | 369,454 | 2,536,265 | 14.14 | 14.22 |
| 10-Aug-24 | 13 | 372,155 | 2,894,509 | | 372,155 | 2,908,420 | 14.32 | 14.42 |
| 17-Aug-24 | 13 | 373,254 | 3,267,763 | | 373,254 | 3,281,674 | 14.50 | 14.58 |
| 24-Aug-24 | 12 | 375,284 | 3,643,047 | | 375,284 | 3,656,958 | 14.60 | 14.72 |
| 31-Aug-24 | 12 | 375,120 | 4,018,167 | | 375,120 | 4,032,078 | 14.70 | 14.84 |
| 07-Sep-24 | 12 | 374,137 | 4,392,304 | | 374,137 | 4,406,215 | 14.78 | 14.94 |
| 14-Sep-24 | 12 | 372,596 | 4,764,900 | | 372,596 | 4,778,811 | 14.88 | 15.02 |
| 21-Sep-24 | 12 | 370,501 | 5,135,401 | | 370,501 | 5,149,312 | 14.94 | 15.10 |
| 28-Sep-24 | 12 | 368,259 | 5,503,660 | | 368,259 | 5,517,571 | 14.94 | 15.14 |
| 05-Oct-24 | 12 | 365,741 | 5,869,401 | | 365,741 | 5,883,312 | 14.94 | 15.14 |
| 12-Oct-24 | 12 | 362,055 | 6,231,456 | | 362,055 | 6,245,367 | 14.92 | 15.10 |
| 19-Oct-24 | 12 | 357,970 | 6,589,426 | | 357,970 | 6,603,337 | 14.92 | 15.06 |
| 26-Oct-24 | 12 | 354,236 | 6,943,662 | | 354,236 | 6,957,573 | 14.82 | 14.94 |
| 02-Nov-24 | 12 | 350,052 | 7,293,714 | | 350,052 | 7,307,625 | 14.72 | 14.82 |
| 09-Nov-24 | 14 | 338,970 | 7,632,684 | | 338,970 | 7,646,595 | 14.60 | 14.68 |
| 16-Nov-24 | 16 | 329,044 | 7,961,728 | | 329,044 | 7,975,639 | 14.50 | 14.48 |
| 23-Nov-24 | 18 | 320,062 | 8,281,790 | | 320,062 | 8,295,701 | 14.32 | 13.99 |
| 30-Nov-24 | 12 | 188,210 | 8,470,000 | | 174,299 | 8,470,000 | 14.18 | 13.53 |
| 07-Dec-24 | | | | | | | | |
| 14-Dec-24 | | | | | | | | |
| 21-Dec-24 | | | | | | | | |
| 28-Dec-24 | | | | | | | | |
| 04-Jan-25 | | | | | | | | |
| | 361 | 8,470,000 | | - | 8,470,000 | | 14.32 | 14.44 |



Comments:
Pioneer mill was the last of the Burdekin mills to get away on Tuesday. After some initial commissioning issues the mill is now crushing steadily
Invicta and Kalamia mills met the budgeted throughput for the week with Inkerman well exceeding it
CCS continues to trend well above budget helped by the cool dry conditions