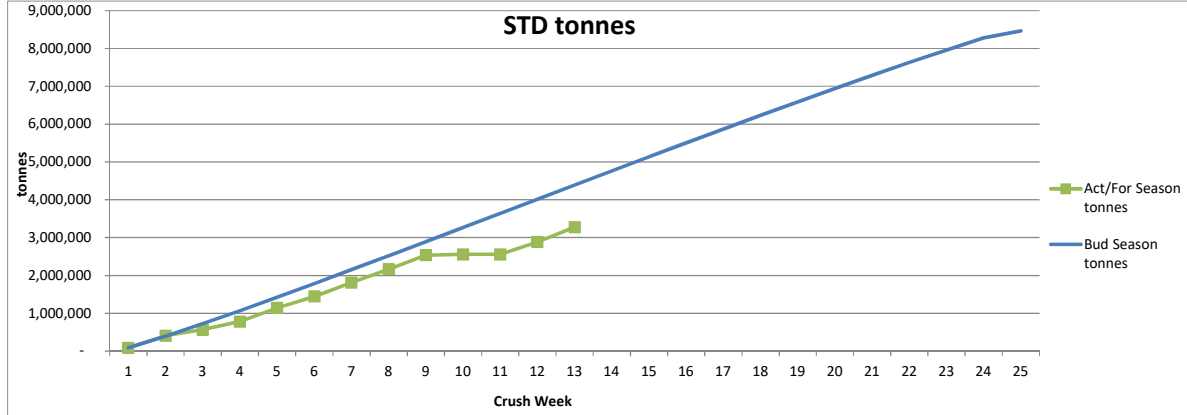
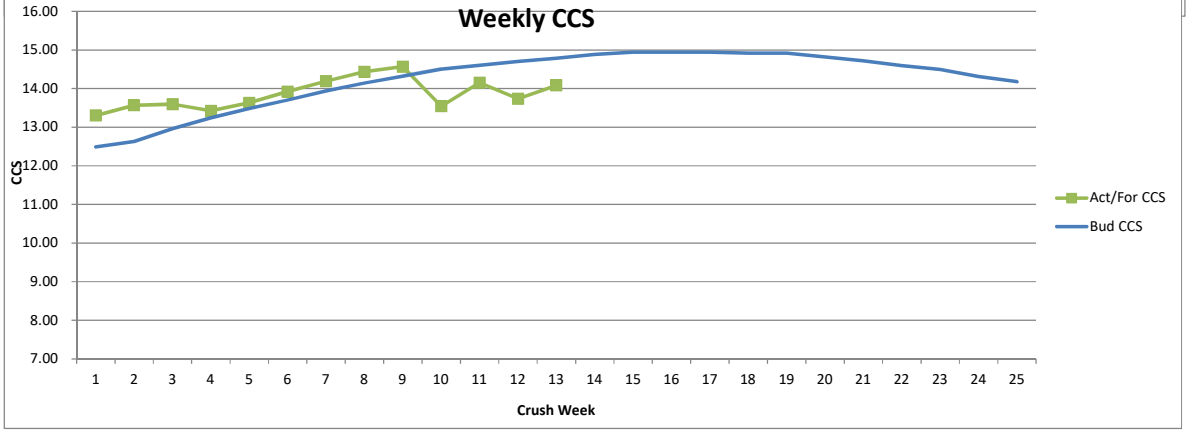
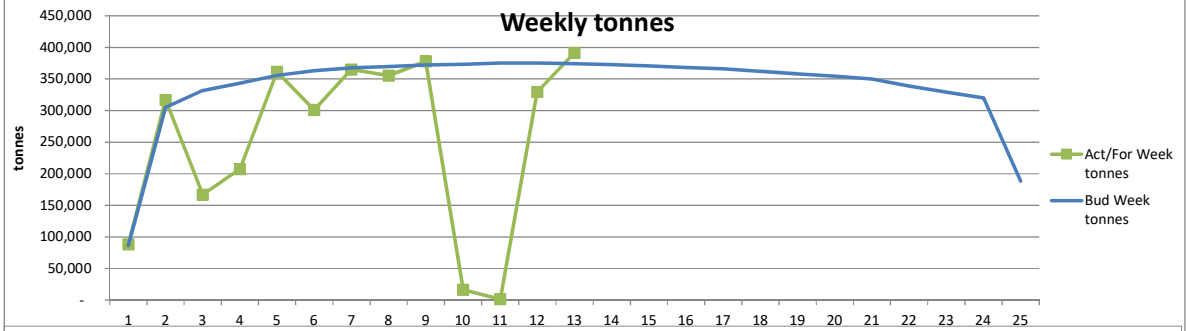


BURDEKIN MILLS - 2024 SEASON								
Week Ending	BUDGET			ACTUAL / FORECAST			Budget	Act/F'cast
	Rain Stops hrs	Bud Week tonnes	Bud Season tonnes	Rain Stops hrs	Act/For Week tonnes	Act/For Season tonnes	Bud CCS	Act/For CCS
15-Jun-24	24	86,278	86,278	0	88,097	88,097	12.49	13.30
22-Jun-24	22	304,813	391,091	0	316,905	405,002	12.63	13.56
29-Jun-24	20	331,848	722,939	92	167,134	572,136	12.96	13.60
06-Jul-24	18	343,539	1,066,478	87	207,494	779,630	13.24	13.42
13-Jul-24	16	355,587	1,422,065	2	361,486	1,141,116	13.48	13.63
20-Jul-24	15	363,192	1,785,257	0	300,971	1,442,087	13.70	13.92
27-Jul-24	14	367,643	2,152,900	0	364,997	1,807,084	13.94	14.19
03-Aug-24	14	369,454	2,522,354	0	355,256	2,162,340	14.14	14.44
10-Aug-24	13	372,155	2,894,509	0	377,811	2,540,151	14.32	14.57
17-Aug-24	13	373,254	3,267,763	161	16,597	2,556,748	14.50	13.54
24-Aug-24	12	375,284	3,643,047	167	1,438	2,558,186	14.60	14.15
31-Aug-24	12	375,120	4,018,167	22	329,756	2,887,943	14.70	13.74
07-Sep-24	12	374,137	4,392,304	0	391,327	3,279,270	14.78	14.08
14-Sep-24	12	372,596	4,764,900	12	372,596	3,651,866	14.88	14.82
21-Sep-24	12	370,501	5,135,401	12	370,501	4,022,367	14.94	14.88
28-Sep-24	12	368,259	5,503,660	12	368,259	4,390,626	14.94	14.88
05-Oct-24	12	365,741	5,869,401	12	365,741	4,756,367	14.94	14.88
12-Oct-24	12	362,055	6,231,456	12	362,055	5,118,422	14.92	14.88
19-Oct-24	12	357,970	6,589,426	12	357,970	5,476,392	14.92	14.88
26-Oct-24	12	354,236	6,943,662	12	354,236	5,830,628	14.82	14.78
02-Nov-24	12	350,052	7,293,714	12	351,004	6,181,632	14.72	14.68
09-Nov-24	14	338,970	7,632,684	14	341,630	6,523,262	14.60	14.58
16-Nov-24	16	329,044	7,961,728	16	333,204	6,856,466	14.50	14.48
23-Nov-24	18	320,062	8,281,790	18	325,822	7,182,288	14.32	14.32
30-Nov-24	12	188,210	8,470,000	20	316,543	7,498,831	14.18	14.14
07-Dec-24				24	303,244	7,802,075		13.92
14-Dec-24				28	265,043	8,067,118		13.73
21-Dec-24				24	132,883	8,200,000		13.61
28-Dec-24								
04-Jan-25								
	361	8,470,000		771	8,200,000		14.32	14.10



Comments:
 Throughput for the Burdekin was the highest for the season to date. Invicta, Kalamia and Pioneer all recorded the highest weekly throughput for the season to date.
 Operations were impacted by industrial action on Tuesday and Friday. Industrial action was cancelled however late notice meant there was an impact to transport operations.
 CCS is down due to the wet weather event, but improving as ground conditions dry up.
 Finish dates have been revised and weekly budgeted throughputs adjusted for increased wet weather and some industrial action.