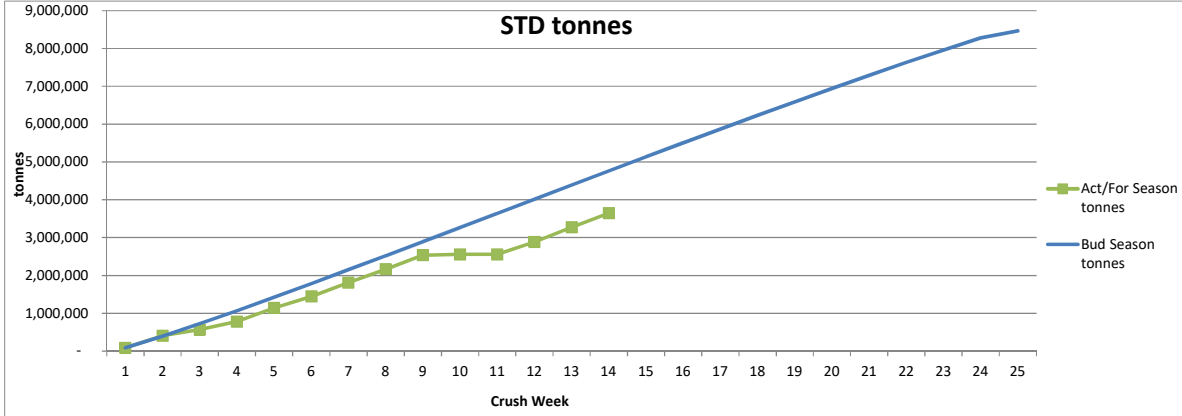
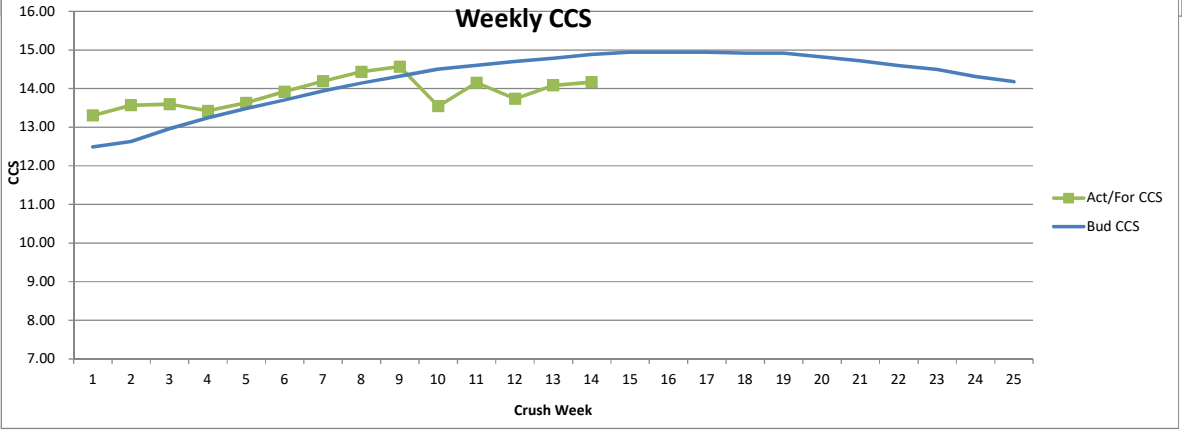
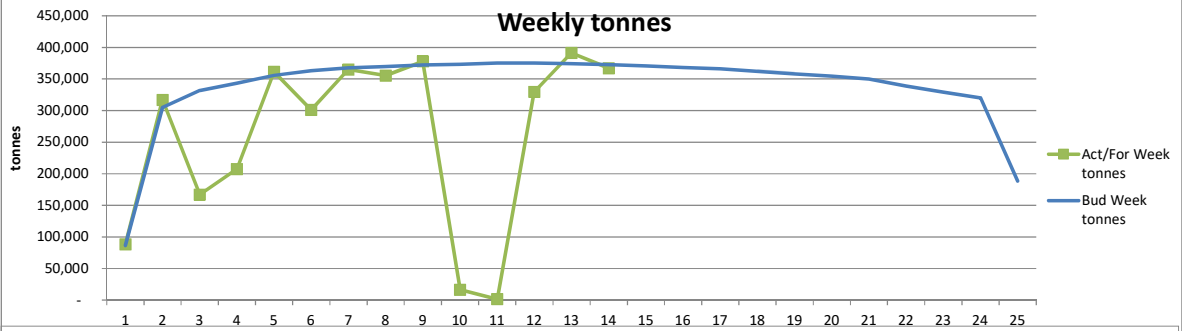


BURDEKIN MILLS - 2024 SEASON								
Week Ending	BUDGET			ACTUAL / FORECAST			Budget	Act/F'cast
	Rain Stops hrs	Bud Week tonnes	Bud Season tonnes	Rain Stops hrs	Act/For Week tonnes	Act/For Season tonnes	Bud CCS	Act/For CCS
15-Jun-24	24	86,278	86,278	0	88,097	88,097	12.49	13.30
22-Jun-24	22	304,813	391,091	0	316,905	405,002	12.63	13.56
29-Jun-24	20	331,848	722,939	92	167,134	572,136	12.96	13.60
06-Jul-24	18	343,539	1,066,478	87	207,494	779,630	13.24	13.42
13-Jul-24	16	355,587	1,422,065	2	361,486	1,141,116	13.48	13.63
20-Jul-24	15	363,192	1,785,257	0	300,971	1,442,087	13.70	13.92
27-Jul-24	14	367,643	2,152,900	0	364,997	1,807,084	13.94	14.19
03-Aug-24	14	369,454	2,522,354	0	355,256	2,162,340	14.14	14.44
10-Aug-24	13	372,155	2,894,509	0	377,811	2,540,151	14.32	14.57
17-Aug-24	13	373,254	3,267,763	161	16,597	2,556,748	14.50	13.54
24-Aug-24	12	375,284	3,643,047	167	1,438	2,558,186	14.60	14.15
31-Aug-24	12	375,120	4,018,167	22	329,756	2,887,943	14.70	13.74
07-Sep-24	12	374,137	4,392,304	0	391,327	3,279,270	14.78	14.08
14-Sep-24	12	372,596	4,764,900	0	367,101	3,646,370	14.88	14.17
21-Sep-24	12	370,501	5,135,401	12	370,501	4,016,871	14.94	14.88
28-Sep-24	12	368,259	5,503,660	12	368,259	4,385,130	14.94	14.88
05-Oct-24	12	365,741	5,869,401	12	365,741	4,750,871	14.94	14.88
12-Oct-24	12	362,055	6,231,456	12	362,055	5,112,926	14.92	14.88
19-Oct-24	12	357,970	6,589,426	12	357,970	5,470,896	14.92	14.88
26-Oct-24	12	354,236	6,943,662	12	354,236	5,825,132	14.82	14.78
02-Nov-24	12	350,052	7,293,714	12	351,004	6,176,136	14.72	14.68
09-Nov-24	14	338,970	7,632,684	14	341,630	6,517,766	14.60	14.58
16-Nov-24	16	329,044	7,961,728	16	333,204	6,850,970	14.50	14.48
23-Nov-24	18	320,062	8,281,790	18	325,822	7,176,792	14.32	14.32
30-Nov-24	12	188,210	8,470,000	20	316,543	7,493,335	14.18	14.14
07-Dec-24				24	303,244	7,796,579		13.92
14-Dec-24				28	256,030	8,052,609		13.74
21-Dec-24				24	147,391	8,200,000		13.61
28-Dec-24								
04-Jan-25								
	361	8,470,000		758	8,200,000		14.32	14.04



**Comments:**  
Kalamia throughput was the highest for the season to date, recording only 8.5 hours of stops in total for the week. Invicta throughput was reduced with B side down for 28 hours while repairs were carried out on boiler 3. The opportunity was taken to do a clean on A side as well. Pioneer and Inkerman both had major cleans of 14 and 15 hours with Inkerman also losing time with repairs to boiler 1 ploughs.

While weekly average CCS is increasing slightly, it remains well below budget levels.