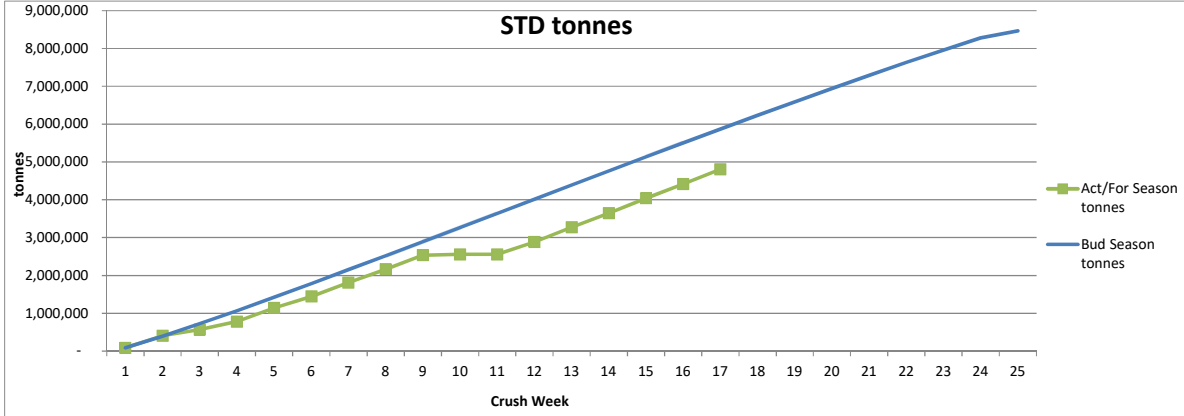
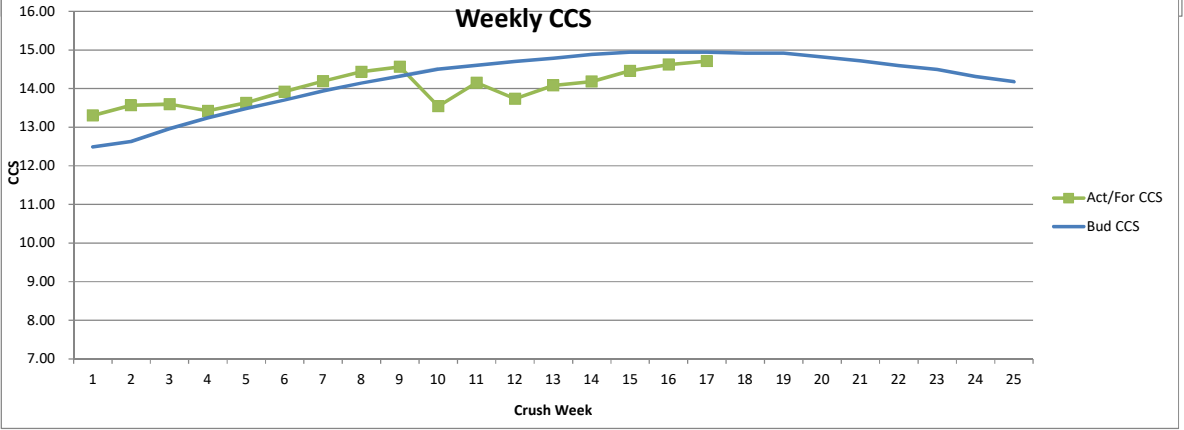
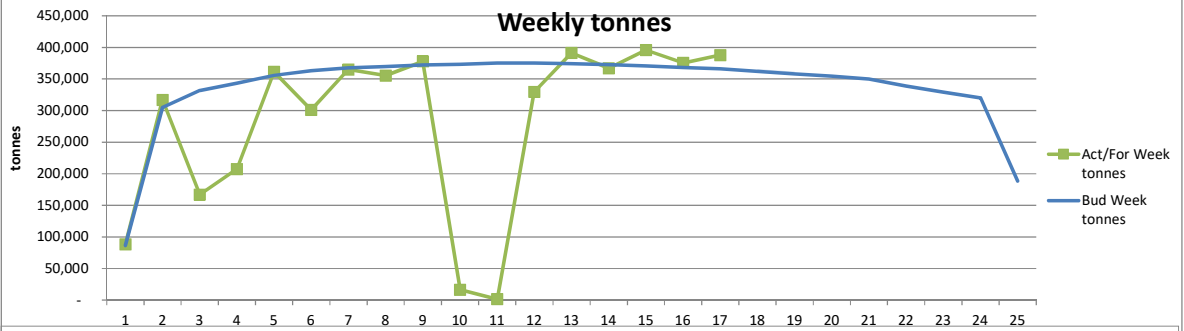


BURDEKIN MILLS - 2024 SEASON								
Week Ending	BUDGET			ACTUAL / FORECAST			Budget	Act/F'cast
	Rain Stops hrs	Bud Week tonnes	Bud Season tonnes	Rain Stops hrs	Act/For Week tonnes	Act/For Season tonnes	Bud CCS	Act/For CCS
15-Jun-24	24	86,278	86,278	0	88,097	88,097	12.49	13.30
22-Jun-24	22	304,813	391,091	0	316,905	405,002	12.63	13.56
29-Jun-24	20	331,848	722,939	92	167,134	572,136	12.96	13.60
06-Jul-24	18	343,539	1,066,478	87	207,494	779,630	13.24	13.42
13-Jul-24	16	355,587	1,422,065	2	361,486	1,141,116	13.48	13.63
20-Jul-24	15	363,192	1,785,257	0	300,971	1,442,087	13.70	13.92
27-Jul-24	14	367,643	2,152,900	0	364,997	1,807,084	13.94	14.19
03-Aug-24	14	369,454	2,522,354	0	355,256	2,162,340	14.14	14.44
10-Aug-24	13	372,155	2,894,509	0	377,811	2,540,151	14.32	14.57
17-Aug-24	13	373,254	3,267,763	161	16,597	2,556,748	14.50	13.54
24-Aug-24	12	375,284	3,643,047	167	1,438	2,558,186	14.60	14.15
31-Aug-24	12	375,120	4,018,167	22	329,756	2,887,943	14.70	13.74
07-Sep-24	12	374,137	4,392,304	0	391,327	3,279,270	14.78	14.08
14-Sep-24	12	372,596	4,764,900	0	367,101	3,646,370	14.88	14.18
21-Sep-24	12	370,501	5,135,401	0	395,611	4,041,982	14.94	14.46
28-Sep-24	12	368,259	5,503,660	0	375,431	4,417,413	14.94	14.62
05-Oct-24	12	365,741	5,869,401	0	387,799	4,805,211	14.94	14.71
12-Oct-24	12	362,055	6,231,456	12	362,055	5,167,266	14.92	14.88
19-Oct-24	12	357,970	6,589,426	12	357,970	5,525,236	14.92	14.88
26-Oct-24	12	354,236	6,943,662	12	354,236	5,879,472	14.82	14.78
02-Nov-24	12	350,052	7,293,714	12	351,004	6,230,476	14.72	14.68
09-Nov-24	14	338,970	7,632,684	14	341,630	6,572,106	14.60	14.58
16-Nov-24	16	329,044	7,961,728	16	333,204	6,905,310	14.50	14.48
23-Nov-24	18	320,062	8,281,790	18	325,822	7,231,132	14.32	14.32
30-Nov-24	12	188,210	8,470,000	20	316,543	7,547,675	14.18	14.14
07-Dec-24				24	303,244	7,850,919		13.92
14-Dec-24				28	227,015	8,077,934		13.80
21-Dec-24				26	122,066	8,200,000		13.65
28-Dec-24								
04-Jan-25								
	361	8,470,000		724	8,200,000		14.32	14.06



Comments:
The Burdekin mills processed just under 388,000 tonnes of cane for the week. This exceeded the budgeted throughput for the week although there were no stops for wet weather.

Weekly throughput at Inkerman was the highest for the season to date while throughput at Pioneer was impacted by an extended cleaning intermission to do necessary repairs and a number of unplanned stops. Kalamia and Invicta both had good weeks well exceeding budget throughputs.

STD CCS levels are back on budget at Invicta and Pioneer while Kalamia is coming back slowly. Inkerman CCS levels remain below budget.