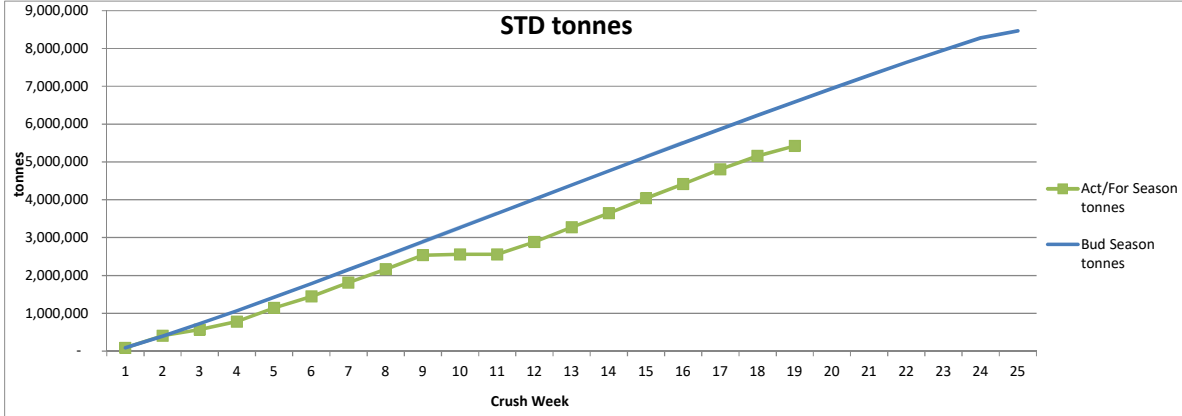
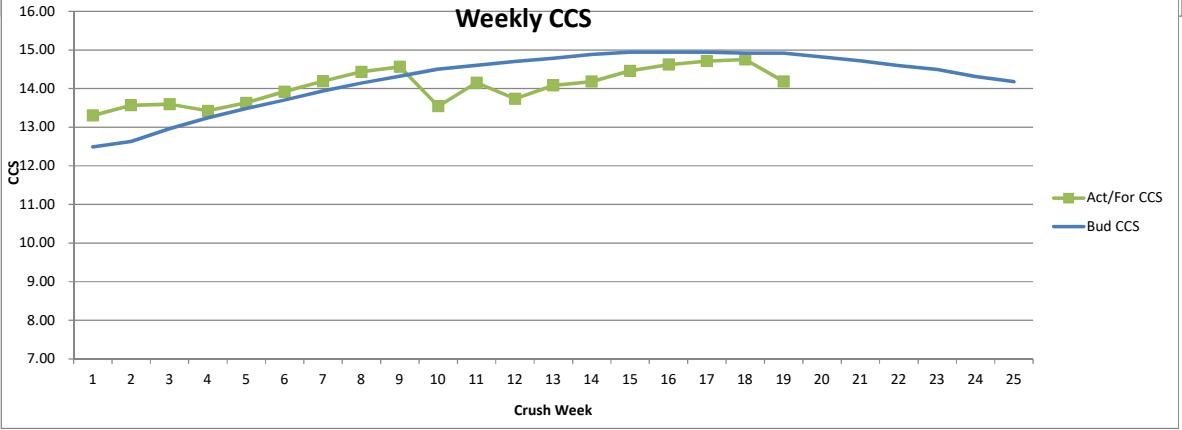
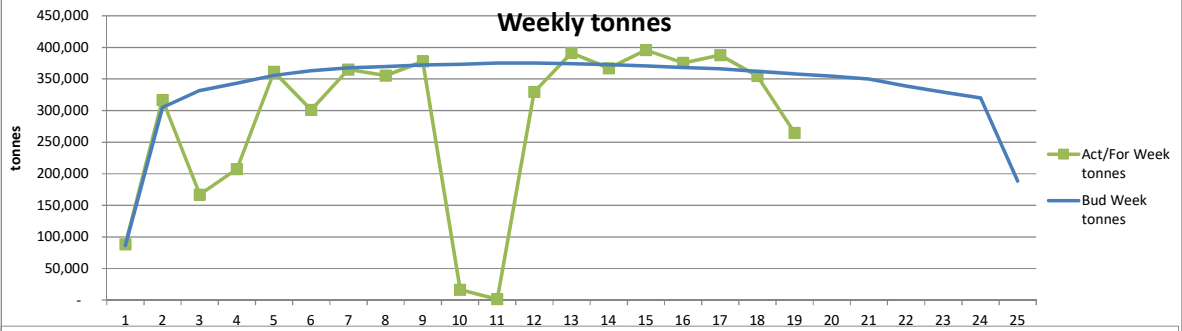


BURDEKIN MILLS - 2024 SEASON								
Week Ending	BUDGET			ACTUAL / FORECAST			Budget	Act/F'cast
	Rain Stops hrs	Bud Week tonnes	Bud Season tonnes	Rain Stops hrs	Act/For Week tonnes	Act/For Season tonnes	Bud CCS	Act/For CCS
15-Jun-24	24	86,278	86,278	0	88,097	88,097	12.49	13.30
22-Jun-24	22	304,813	391,091	0	316,905	405,002	12.63	13.56
29-Jun-24	20	331,848	722,939	92	167,134	572,136	12.96	13.60
06-Jul-24	18	343,539	1,066,478	87	207,494	779,630	13.24	13.42
13-Jul-24	16	355,587	1,422,065	2	361,486	1,141,116	13.48	13.63
20-Jul-24	15	363,192	1,785,257	0	300,971	1,442,087	13.70	13.92
27-Jul-24	14	367,643	2,152,900	0	364,997	1,807,084	13.94	14.19
03-Aug-24	14	369,454	2,522,354	0	355,256	2,162,340	14.14	14.44
10-Aug-24	13	372,155	2,894,509	0	377,811	2,540,151	14.32	14.57
17-Aug-24	13	373,254	3,267,763	161	16,597	2,556,748	14.50	13.54
24-Aug-24	12	375,284	3,643,047	167	1,438	2,558,186	14.60	14.15
31-Aug-24	12	375,120	4,018,167	22	329,756	2,887,943	14.70	13.74
07-Sep-24	12	374,137	4,392,304	0	391,327	3,279,270	14.78	14.08
14-Sep-24	12	372,596	4,764,900	0	367,101	3,646,370	14.88	14.18
21-Sep-24	12	370,501	5,135,401	0	395,611	4,041,982	14.94	14.46
28-Sep-24	12	368,259	5,503,660	0	375,431	4,417,413	14.94	14.62
05-Oct-24	12	365,741	5,869,401	0	387,799	4,805,211	14.94	14.71
12-Oct-24	12	362,055	6,231,456	0	354,649	5,159,860	14.92	14.75
19-Oct-24	12	357,970	6,589,426	33	264,524	5,424,384	14.92	14.18
26-Oct-24	12	354,236	6,943,662	12	354,236	5,778,620	14.82	14.78
02-Nov-24	12	350,052	7,293,714	12	351,004	6,129,624	14.72	14.68
09-Nov-24	14	338,970	7,632,684	14	341,630	6,471,254	14.60	14.58
16-Nov-24	16	329,044	7,961,728	16	333,204	6,804,458	14.50	14.48
23-Nov-24	18	320,062	8,281,790	18	325,822	7,130,280	14.32	14.32
30-Nov-24	12	188,210	8,470,000	20	316,543	7,446,823	14.18	14.14
07-Dec-24				24	283,635	7,730,458		13.94
14-Dec-24				28	242,000	7,972,458		13.77
21-Dec-24				22	212,817	8,185,274		13.55
28-Dec-24					14,726	8,200,000		
04-Jan-25								
	361	8,470,000		729	8,200,000		14.32	13.84



Comments:
The Burdekin mills processed just under 265,000 tonnes of cane for the week. This brings the total for the season to 5.42M tonnes

Weekly throughputs were down at all sites this week. Invicta, Pioneer and Kalamia all lost time due to wet weather and wet weather related issues with Inkerman experiencing an external power failure. Production rates are low after restart due to elevated mud levels and low purities.

CCS levels were on the rise but have moderated after the rain event.