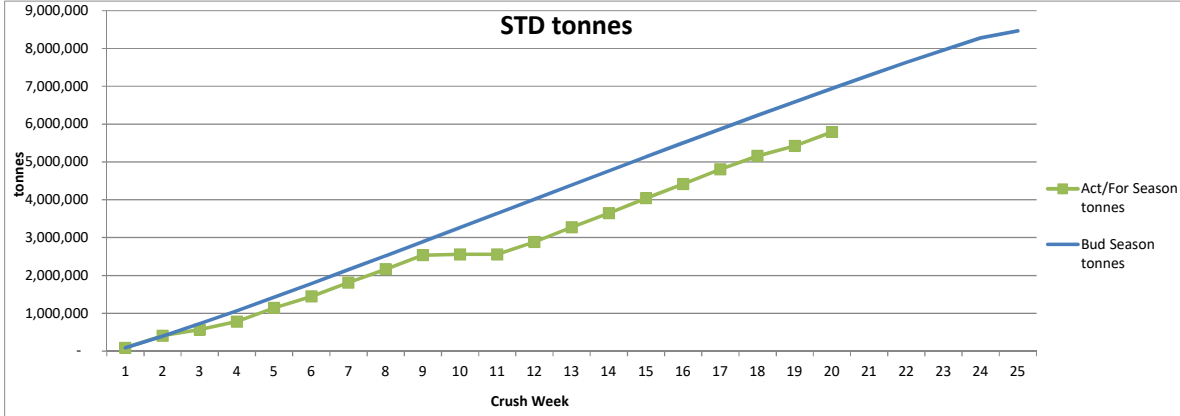
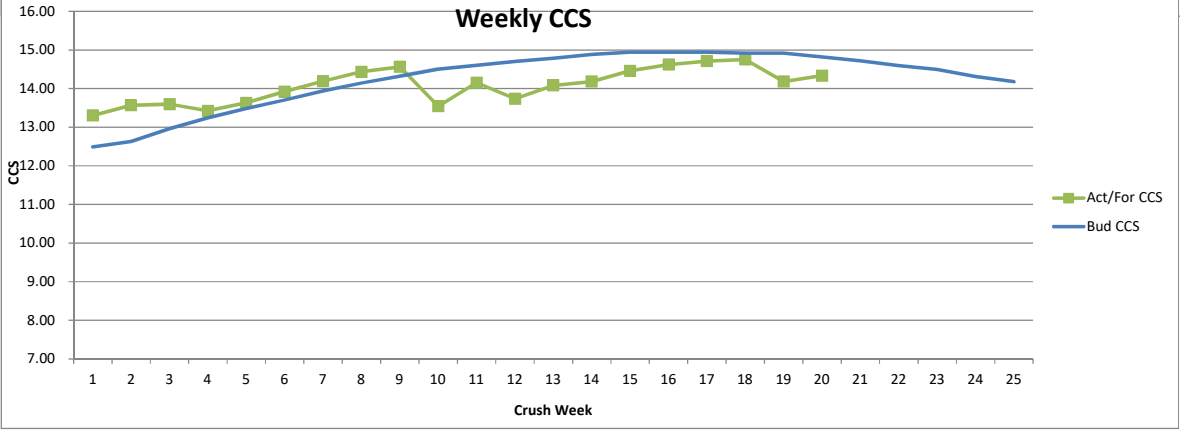
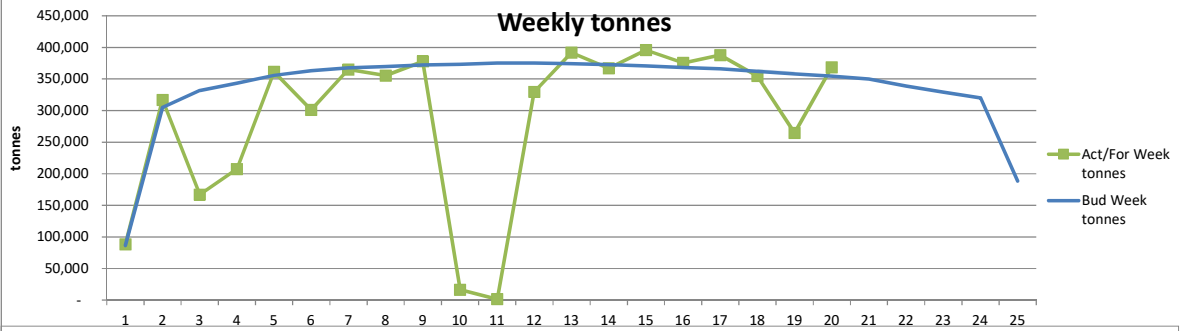


BURDEKIN MILLS - 2024 SEASON								
Week Ending	BUDGET			ACTUAL / FORECAST			Budget	Act/F'cast
	Rain Stops hrs	Bud Week tonnes	Bud Season tonnes	Rain Stops hrs	Act/For Week tonnes	Act/For Season tonnes	Bud CCS	Act/For CCS
15-Jun-24	24	86,278	86,278	0	88,097	88,097	12.49	13.30
22-Jun-24	22	304,813	391,091	0	316,905	405,002	12.63	13.56
29-Jun-24	20	331,848	722,939	92	167,134	572,136	12.96	13.60
06-Jul-24	18	343,539	1,066,478	87	207,494	779,630	13.24	13.42
13-Jul-24	16	355,587	1,422,065	2	361,486	1,141,116	13.48	13.63
20-Jul-24	15	363,192	1,785,257	0	300,971	1,442,087	13.70	13.92
27-Jul-24	14	367,643	2,152,900	0	364,997	1,807,084	13.94	14.19
03-Aug-24	14	369,454	2,522,354	0	355,256	2,162,340	14.14	14.44
10-Aug-24	13	372,155	2,894,509	0	377,811	2,540,151	14.32	14.57
17-Aug-24	13	373,254	3,267,763	161	16,591	2,556,742	14.50	13.54
24-Aug-24	12	375,284	3,643,047	167	1,438	2,558,180	14.60	14.15
31-Aug-24	12	375,120	4,018,167	22	329,756	2,887,937	14.70	13.74
07-Sep-24	12	374,137	4,392,304	0	391,428	3,279,365	14.78	14.08
14-Sep-24	12	372,596	4,764,900	0	367,123	3,646,488	14.88	14.18
21-Sep-24	12	370,501	5,135,401	0	395,611	4,042,100	14.94	14.46
28-Sep-24	12	368,259	5,503,660	0	375,467	4,417,567	14.94	14.62
05-Oct-24	12	365,741	5,869,401	0	387,805	4,805,372	14.94	14.71
12-Oct-24	12	362,055	6,231,456	0	354,649	5,160,021	14.92	14.75
19-Oct-24	12	357,970	6,589,426	33	264,524	5,424,545	14.92	14.18
26-Oct-24	12	354,236	6,943,662	0	368,443	5,792,988	14.82	14.33
02-Nov-24	12	350,052	7,293,714	12	351,004	6,143,992	14.72	14.68
09-Nov-24	14	338,970	7,632,684	14	341,630	6,485,622	14.60	14.58
16-Nov-24	16	329,044	7,961,728	16	333,204	6,818,826	14.50	14.48
23-Nov-24	18	320,062	8,281,790	18	325,822	7,144,648	14.32	14.32
30-Nov-24	12	188,210	8,470,000	20	316,543	7,461,191	14.18	14.14
07-Dec-24				24	284,039	7,745,230		13.94
14-Dec-24				28	242,000	7,987,230		13.77
21-Dec-24				22	205,127	8,192,357		13.55
28-Dec-24					7,644	8,200,000		
04-Jan-25								
	361	8,470,000		717	8,200,000		14.32	13.84



Comments:
 The Burdekin mills processed just over 368,000 tonnes of cane for the week. This brings the total for the season to 5.79M tonnes or 70% of the forecast crop.

Pioneer had its best weekly throughput for the season exceeding 80,000 tonnes. Invicta also exceeded the budgeted throughput while Kalamia and Inkerman just met the weekly budget due to a number of lengthy unplanned stops.

CCS levels are recovering following the wet event.